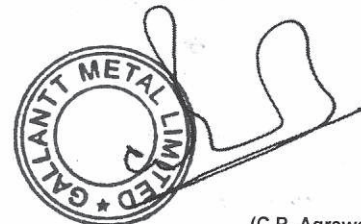


UNAUDITED STANDALONE FINANCIAL RESULTS FOR THE QUARTER AND HALF YEAR ENDED ON SEPTEMBER 30, 2018

		Rs. Lakhs					
SI No.	Particulars	Quarter Ended			Half year Ended		Year Ended
		30.09.2018	30.09.2017	30.06.2018	30.09.2018	30.09.2017	31.03.2018
		Unaudited	Unaudited	Unaudited	Unaudited	Unaudited	Audited
1.	Income from operations						
	(a). Revenue from operations	25,561.87	17,771.88	27,783.83	53,345.70	39,297.95	84,558.04
	(b). Other income	151.84	(4.93)	14.96	166.80	7.08	476.23
3.	Total income (1 + 2)	25,713.71	17,766.95	27,798.79	53,512.50	39,305.03	85,034.27
4.	Expenses						
	(a). Cost of raw materials consumed	19,937.32	13,717.47	19,626.81	39,564.13	27,864.35	59,979.66
	(b). Purchase of stock in trade	167.29	-	258.52	425.81	-	1,106.23
	(c). Changes in inventories of finished products, work in progress and contracts in progress	(1,570.27)	(247.47)	(381.74)	(1,952.01)	230.16	814.04
	(d). Employee benefits expense (Refer Note 7)	715.99	637.18	710.60	1,426.59	1,216.44	2,518.27
	(e). Finance costs	153.08	144.40	168.74	321.82	300.50	656.16
	(f). Depreciation and amortization expense	344.28	395.43	368.28	712.56	788.28	1,496.96
	(g). Excise duty	-	-	-	-	2,150.49	2,150.49
	(h). Other expenses	2,427.07	2,110.52	2,861.49	5,288.56	4,241.42	9,378.93
	Total expenses [4(a) to 4(h)]	22,174.76	16,757.53	23,612.70	45,787.46	36,791.64	78,100.74
5.	Profit / (loss) before exceptional items and tax (3 - 4)	3,538.95	1,009.42	4,186.09	7,725.04	2,513.39	6,933.53
6.	Exceptional items	-	-	-	-	-	-
7.	Profit / (loss) before tax (5 + 6)	3,538.95	1,009.42	4,186.09	7,725.04	2,513.39	6,933.53
8.	Tax expense / (credit)						
	(a) Current tax	1,161.18	302.33	1,387.98	2,549.16	751.37	2,097.00
	(b) Deferred tax	3.41	82.60	93.17	96.58	155.82	(96.76)
	Total tax expense / (credit)	1,164.59	384.93	1,481.15	2,645.74	907.19	2,000.24
9.	Net Profit / (loss) for the period (7 - 8)	2,374.36	624.49	2,704.94	5,079.30	1,606.20	4,933.29
10.	Other comprehensive income (Net of tax)						
	A. Items that will not be reclassified to profit or loss	(0.83)	10.99	(0.83)	(1.65)	21.97	(3.32)
	B. Items that will be reclassified to profit or loss	-	-	-	-	-	-
	Total other comprehensive income (A + B)	(0.83)	10.99	(0.83)	(1.65)	21.97	(3.32)
11.	Total comprehensive income (9 + 10)	2,373.53	635.48	2,704.11	5,077.65	1,628.17	4,929.97
12.	Paid-up equity share capital (Face value Rs. 10 per Share)	8,132.23	8,132.23	8,132.23	8,132.23	8,132.23	8,132.23
13.	Earning/(loss) per share (not annualised for quarters) Basic and diluted EPS - in Rupees	2.92	0.77	3.33	6.25	1.98	6.07

For and on behalf of the Board



(C.P. Agrawal)
Chairman & Managing Director
DIN: 01814318

Date: 25/10/2018
Place: Gorakhpur

GALLANTT METAL LIMITED

OFFICE : WARD-10 BC, PLOT NO. 123, GROUND FLOOR, GANDHIDHAM, KUTCH, GUJRAT - 370 201, TEL. : 02836-395626 / 395636 FAX : 02836-235787
WORKS : NEAR TOLL GATE, VILAGE - SAMAKHYALI, TALUKA - BHACHAU, KUTCH - GUJRAT, TEL. : 91 98 795 60878, FAX : +91 2837 283690, e-mail : gml@gallantt.com
REGISTERED OFFICE : 1, CROOKED LANE, 2ND FLOOR, KOLKATA - 700 069
Telefax : 033-2231 2429, e-mail : gml@gallantt.com, Website : www.gallantt.com
Corporate Identification No. : L27109WB2005PLC101553

GALLANTT

Unaudited Standalone Statement of Assets and Liabilities as on 30.09.2018

	As at 30.09.2018	As at 31.03.2018
(I) ASSETS		
(1) Non-current assets		
(a) Property, plant and equipment	21,169.14	21,881.97
(b) Capital work in progress	5,760.83	2,860.21
	26,929.97	24,742.18
(c) Financial assets		
(i) Investments	4,266.08	4,266.08
(ii) Other financial assets	92.58	76.68
(d) Other non-current assets	3,254.95	1,350.84
(e) Deferred tax assets (Net)	427.78	1,431.73
(f) Advance Income tax assets (net)	82.08	15.89
	35,053.44	31,883.40
(2) Current Assets		
(a) Inventories	10,377.15	10,978.77
(b) Financial assets		
(i) Trade receivables	4,868.04	5,051.87
(ii) Cash and cash equivalent	332.29	453.72
(iii) Other balances with bank	32.68	32.68
(iv) Loans	4,506.44	7,014.26
(v) Other financial assets	9.37	8.80
(v) Derivative assets	16.84	-
(c) Other current assets	1,366.14	572.60
	21,508.95	24,112.70
TOTAL ASSETS	56,562.39	55,996.10
(II) EQUITY AND LIABILITIES		
(1) Equity		
(a) Equity share capital	8,132.23	8,132.23
(b) Other equity	37,924.58	33,092.03
	46,056.81	41,224.26
(2) Non-current liabilities		
(a) Provisions	30.86	28.32
	30.86	28.32
(3) Current liabilities		
(a) Financial liabilities		
(i) Borrowings	4,801.84	5,469.60
(ii) Derivative liabilities	-	-
(iii) Trade payables	3,867.26	7,891.09
(iv) Other financial liabilities	526.34	297.05
(b) Provisions	44.13	44.13
(b) Other current liabilities	908.86	1,041.65
(c) Current Income tax liabilities (net)	326.29	-
	10,474.72	14,743.52
TOTAL EQUITY AND LIABILITIES	56,562.39	55,996.10

For and on behalf of the Board

(C.P. Agrawal)

Chairman & Managing Director

DIN: 01814318

Date: 25/10/2018

Place: Gorakhpur

GALLANTT METAL LIMITED


OFFICE : WARD-10 BC, PLOT NO. 123, GROUND FLOOR, GANDHIDHAM, KUTCH, GUJRAT - 370 201, TEL. : 02836-395626 / 395636 FAX : 02836-235787
 WORKS : NEAR TOLL GATE, VILAGE - SAMAKHYALI, TALUKA - BHACHAU, KUTCH - GUJRAT, TEL. : 91 98 795 60878, FAX : +91,2837 283690, e-mail : gml@gallantt.com
 REGISTERED OFFICE : 1, CROOKED LANE, 2ND FLOOR, KOLKATA - 700 069
 Telefax : 033-2231 2429, e-mail : gml@gallantt.com, Website : www.gallantt.com
 Corporate Identification No. : L27109WB2005PLC101553

SEGMENT WISE REVENUE, RESULTS AND CAPITAL EMPLOYED FOR THE QUARTER AND HALF YEAR ENDED SEPTEMBER 30, 2018

Rs. Lakhs

SI No.	Particulars	Standalone					
		Quarter Ended			Half Year Ended		Year ended
		30.09.2018	30.09.2017	30.06.2018	30.09.2018	30.09.2017	31.03.2018
		Unaudited	Unaudited	Unaudited	Unaudited	Unaudited	Audited
1.	Segment Revenue						
	(a.) Steel	25,561.87	17,771.88	27,783.83	53,345.70	39,297.95	84,558.04
	(b) Power	3,805.44	3,759.89	4,042.34	7,847.78	7,695.24	14,824.20
	(c) Un-allocated income	151.84	(4.93)	14.96	166.80	7.08	476.23
	Total Segment Revenue	29,519.15	21,526.84	31,841.13	61,360.28	47,000.27	99,858.47
	Less : Inter segment revenue	3,805.44	3,759.89	4,042.34	7,847.78	7,695.24	14,824.20
	Revenue from operations	25,713.71	17,766.95	27,798.79	53,512.50	39,305.03	85,034.27
2.	Segment Results						
	(a) Steel	2,383.84	(42.00)	3,077.96	5,461.80	(297.96)	2,139.62
	(b) Power	1,156.35	1,200.75	1,261.91	2,418.26	3,104.77	4,973.84
	Total Segment Results	3,540.19	1,158.75	4,339.87	7,880.06	2,806.81	7,113.46
	Less: Interest	153.08	144.40	168.74	321.82	300.50	656.16
	Less: Other Un-allocated expenses/(income)	(151.84)	4.93	(14.96)	(166.80)	(7.08)	(476.23)
	Profit / (loss) before tax	3,538.95	1,009.42	4,186.09	7,725.04	2,513.39	6,933.53
3	SEGMENT ASSETS:						
	(a) Steel	37,561.81	29,242.00	38,498.74	37,561.81	29,242.00	33,562.34
	(b) Power	9,680.63	9,842.79	9,680.63	9,680.63	9,842.79	9,680.63
	(c) Un-allocated	9,319.95	9,603.66	10,480.22	9,319.95	9,603.66	12,753.13
		56,562.39	48,688.45	58,659.59	56,562.39	48,688.45	55,996.10
4	SEGMENT LIABILITIES:						
	(a) Steel	10,179.29	10,760.19	14,245.96	10,179.29	10,760.19	14,771.84
	(b) Power	-	-	-	-	-	-
	(c) Un-allocated	326.29	1.34	485.25	326.29	1.34	-
		10,505.58	10,761.53	14,731.21	10,505.58	10,761.53	14,771.84
5	CAPITAL EMPLOYED: (3-4)						
	(a) Steel	27382.52	18481.81	24252.78	27382.52	18481.81	18790.50
	(b) Power	9680.63	9842.79	9680.63	9680.63	9842.79	9680.63
	(c) Un-allocated	8993.66	9602.32	9994.96	8993.66	9602.32	12753.13
	TOTAL	46,056.81	37,926.92	43,928.37	46,056.81	37,926.92	41,224.26

For and on behalf of the Board



Date: 25/10/2018
Place: Gorakhpur

(C.P. Agrawal)
Chairman & Managing Director

DIN: 01814318

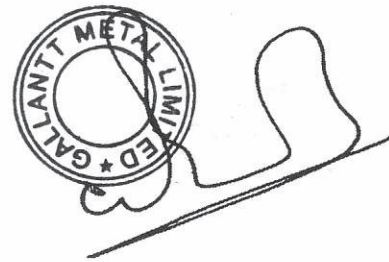
GALLANTT METAL LIMITED

Notes:

1. The above Results have been reviewed by the Audit Committee and thereafter were approved by the Board of Directors in their respective meetings held on October 25, 2018. The Financial Results are in accordance with the Indian Accounting Standard (Ind-AS) as prescribed under Section 133 of the Companies Act, 2013.
2. M/s. ALPS & Co., Chartered Accountants, the Statutory Auditors of the Company have carried out a limited review of the above unaudited standalone financial results for the Quarter and Half-Year ended September 30, 2018 and have issued an unqualified review report.
3. Previous period / year figures have been rearranged / regrouped, reclassified and restated wherever considered necessary.
4. This statement is also available on the website of BSE Limited (www.bseindia.com), National Stock Exchange of India Limited (www.nseindia.com) and on the website of the Company (www.gallantt.com).

FOR AND ON BEHALF OF THE BOARD

Place: Gorakhpur
Date: October 25, 2018



C. P. Agrawal
Chairman & Managing Director
DIN: 01814318

GALLANTT METAL LIMITED