



Royal

Environment Auditing & Consultancy Service

303-304, Shivalik-7, B/s. Bal Adalat, Gondal Road, RAJKOT - 360 002.

Ph.: +91 281 2360695 ■ E-mail : royaleenvironment@live.com ■ admin@royalconsultancy.com

Ref. No. : 826/12/2020-21

Date : 26/12/2020

REPORT OF STACK EMISSION ANALYSIS


Name of company : Gallantt Metal Limited
Survey No. 175/1, Near toll gate,
Village : Samakhyali,
Taluka : Bhachau,
Kutch, Gujarat.

Sr. No.	Particulars	Unit	Stack - 1
01.	Date of sampling	---	08/12/2020
02.	Time of sampling	Hr	11.00
03.	Stack Attached to	---	AFBC Boiler of Power Plant
04.	Air Pollution Control Measures	---	ESP
05.	Stack Height	Meter	90
06.	Stack Diameter	Meter	3.8
07.	Ambient Temperature	Degree Centi.	30
08.	Stack Temperature	Degree Centi.	116
09.	Average Velocity of Flue Gases	M/Sec.	7.6
10.	Isokinetic flow rate for P.M. Sampling	LPM	17
11.	Gaseous Sampling Flow Rate	LPM	2.0
12.	Permissible Limit for P.M.	mg/Nm³	50
13.	Measured Concentration of P.M.	mg/Nm ³	44.5
14.	Permissible Limit for SO₂	mg/Nm³	600
15.	Measured Concentration of SO ₂	mg/Nm ³	90.5
16.	Permissible Limit for NO_x	mg/Nm³	300
17.	Measured Concentration of NO _x	mg/Nm ³	86.5

*Permissible limit are as per MoEF&CC Notification S.O.3305(E),dated 07/12/2015.

Instruments used : Ecotech Stack Sampler, Model No. ESS 100

Calibration Done On. : 13/10/2020



Royal Environment Auditing & Consultancy Service

Jaydish
Analyst



Royal

Environment Auditing & Consultancy Service

303-304, Shivalik-7, B/s. Bal Adalat, Gondal Road, RAJKOT - 360 002.

Ph.: +91 281 2360695 ■ E-mail : royalservice@live.com ■ admin@royalconsultancy.com

Ref. No. : 828/12/2020-21

Date : 26/12/2020

REPORT OF STACK EMISSION ANALYSIS

Name of company : **Gallantt Metal Limited**

Survey No. 175/1, Near toll gate,

Village : Samakhali,

Taluka : Bhachau,

Kutch, Gujarat.


Test Method : As per IS Standards - 11255_1/2/3/7

Sr. No.	Particulars	Unit	Stack - 3	Stack - 4
1	Date of sampling	---	08/12/2020	08/12/2020
2	Time of sampling	Hr	11.30	12.20
3	Stack Attached to	---	Rotary Kiln - 1, 2	Rotary Kiln - 3
4	Air Pollution Control Measures	---	Recouperetur & ESP	Recouperetur & ESP
5	Stack Diameter	Meter	1.5	1.5
6	Stack Height	Meter	35	35
7	Stack Temperature	Degree Centi.	122	130
8	Ambient Temperature	Degree Centi.	31	31
9	Average Velocity of Flue Gases	M/Sec.	6.5	6.8
10	Isokinetic flow rate for P.M. Sampling	LPM	16	17
11	Gaseous Sampling Flow Rate	LPM	2.0	2.0
12	Permissible Limit for P.M.	mg/Nm ³	100	100
13	Measured Concentration of P.M.	mg/Nm ³	55.7	71.5
14	Permissible Limit for SO ₂	ppm	100	100
15	Measured Concentration of SO ₂	ppm	69.6	70.4
16	Permissible Limit for Nox	ppm	50	50
17	Measured Concentration of Nox	ppm	26.5	25.1
18.	Permissible Limit for CO*	% (V/V)	1.0%	1.0%
19.	Measured Concentration of CO*	% (V/V)	0.5	0.6

*Permissible limit are as per MoEF&CC Notification G.S.R.414(E), dated 30/05/2008.

Instruments used : Ecotech Stack Sampler, Model No. ESS 100

Calibration Done On. : 13/10/2020



Royal Environment Auditing & Consultancy Service

Tegadish
Analyst



Royal

Environment Auditing & Consultancy Service

303-304, Shivalik-7, B/s. Bal Adalat, Gondal Road, RAJKOT - 360 002.

Ph.: +91 281 2360695 ■ E-mail : royalservice@live.com ■ admin@royalconsultancy.com

Ref. No. : 829/12/2020-21

Date : 26/12/2020

REPORT OF STACK EMISSION ANALYSIS

Name of company : **Gallantt Metal Limited**

Survey No. 175/1, Near toll gate,

Village : Samakhyali,

Taluka : Bhachau,

Kutch, Gujarat.


Test Method : As per IS Standards - 11255_1/2/3/7

Sr. No.	Particulars	Unit	Stack - 5	Stack - 6
1	Date of sampling	---	08/12/2020	08/12/2020
2	Time of sampling	Hr	14.20	15.40
3	Stack Attached to	---	Induction Furnace - 1 & 4	Induction Furnace - 2 & 3
4	Air Pollution Control Measures	---	Cyclone Separator & Wet Scrubber	Cyclone Separator & Wet Scrubber
5	Stack Diameter	Meter	1.5	1.5
6	Stack Height	Meter	48	30
7	Stack Temperature	Degree Centi.	121	125
8	Ambient Temperature	Degree Centi.	31	31
9	Average Velocity of Flue Gases	M/Sec.	6.5	6.8
10	Isokinetic flow rate for P.M. Sampling	LPM	18	17
11	Gaseous Sampling Flow Rate	LPM	2.0	2.0
12	Permissible Limit for P.M.	mg/Nm³	50	50
13	Measured Concentration of P.M.	mg/Nm ³	33.5	33.8
14	Permissible Limit for SO₂	ppm	100	100
15	Measured Concentration of SO ₂	ppm	35.3	32.4
16	Permissible Limit for Nox	ppm	50	50
17	Measured Concentration of Nox	ppm	25.6	24.2

*Permissible limit not specified in EC copy as well as in GPCB CC&A

Instruments used : Ecotech Stack Sampler, Model No. ESS 100

Calibration Done On. : 13/10/2020



Royal Environment Auditing & Consultancy Service

Jayalish
Analyst