

**SHAREHOLDING PATTERN
OF
ALL COMPANIES
(PRE-AMALGAMATION)

(WITH PAN)**

Format of holding of specified securities

Annexure - I

1 Name of Listed Entity : GALLANTT ISPAT LTD.

2 Scrip Code/Name of Scrip/Class of Security :

3 Share Holding Pattern Filed under: Reg. 31(1) (b) : As On **24/01/2020**

4 Declaration:

	Particulars	Yes	No
1	Whether the Listed Entity has issued any partly paid up shares		NO
2	Whether the Listed Entity has issued any Convertible Securities or Warrants?		NO
3	Whether the Listed Entity has any shares against which depository receipt are issued?		NO
4	Whether the Listed Entity has any shares in locked-in?		NO
5	Whether any shares held by promoters are pledge or otherwise encumbered?		NO

5 The tabular format for disclosure of holding of specified securities is as follows:-



Table I - Summary Statement holding of specified securities

Category (I)	Category of shareholder (II)	Nos. of shareholders (III)	No. of fully paid-up equity shares held (IV)	No. of partly paid-up equity shares held (V)	No. of shares underlying Depository Receipt (VI)	Total nos. shares held (VII) = (IV)+(V)+(VI)	Shareholding as a % of total no. of shares (calculated as per SCRR, 1957) (VIII) As a % of (A+B+C2)	Number of Voting Rights held in each class of securities (IX)			No. of Shares Underlying convertible securities (Including Warrants) (X)	Shareholding as a % assuming full conversion of convertible securities (as a percentage of diluted share capital) (XI)=(VII)+(X) as a % of (A+B+C)	Number of Locked in shares (XII)		Number of Shares pledged or otherwise encumbered (XIII)		Number of equity shares held in dematerialized form (XIV)	
								No. of Voting Rights					Total as a % of (A+B+C)	No. (a)	As a % of total Shares held (b)	No. (a)		As a % of total Shares held (b)
								Class eg.x	Class eg.y	Total								
(A)	Promoter & Promoter Group	15	178155230	0	0	178155230	63.095	178155230	0	178155230	63.095	0	0.000	0	0.000	178155230		
(B)	Public	3347	104205490	0	0	104205490	36.905	104205490	0	104205490	36.905	0	0.000	0	0.000	104205430		
(C)	Public																	
(C1)	Shares underlying DRs																	
(C2)	Shares held by Employee Trusts																	
	TOTAL	3362	282360720	0		282360720	100.000	282360720	0	282360720	100.000	0	0.000	0	0.000	282360660		




Table II - Statement showing shareholding pattern of the Promoter and Promoter Group

Category & Name of shareholders (i)	PAN (ii)	Nos. of shareholders (iii)	No. of fully paid-up equity shares held (iv)	No. of partly paid-up equity shares held (v)	Nos. of shares underlying Depository Receipt (vi)	Total nos. shares held (vii) = (iv)+(v)+(vi)	Shareholding % calculated as per SCRR, 1957 As a % of (A+B+C2) (viii)	Number of Voting Rights held in each class of securities (ix)			No. of Shares Underlying Outstanding convertible securities (including Warrants) (x)	Shareholding as a % assuming full conversion of convertible securities (as a percentage of diluted share capital) (xi) = (vii)+(x) as a % of (A+B+C)	Number of Locked in shares (xii)		Number of Shares pledged or otherwise encumbered (xiii)		Number of equity shares held in dematerialized form (xiv)	
								No. of Voting Rights					Total as a % of Total Voting rights	No. (a)	As a % of total Shares held (b)	No. (a)		As a % of total Shares held (b)
								Class x	Class y	Total								
(1) Indian		0	0	0	0	0	0.000	0	0	0	0.000	0	0.000	0	0.000	0	0.000	0
Individuals/Hindu undivided Family		14	105635310	0	0	105635310	37.411	105635310	0	105635310	37.411	0	37.411	0	0.000	0	0.000	105635310
ASHUTOSH AGARWAL	AAZPA6800B	0	2621670	0	0	2621670	0.928	2621670	0	2621670	0.928	0	0.928	0	0.000	0	0.000	2621670
CHANDNI AGRAWAL	AODPA1585P	0	120830	0	0	120830	0.043	120830	0	120830	0.043	0	0.043	0	0.000	0	0.000	120830
CHANDRA PRAKASH AGARWAL	ABLP48567C	0	52340040	0	0	52340040	18.537	52340040	0	52340040	18.537	0	18.537	0	0.000	0	0.000	52340040
CHANDRA PRAKASH AGRAWAL HUF	AAAH06889G	0	5334930	0	0	5334930	1.889	5334930	0	5334930	1.889	0	1.889	0	0.000	0	0.000	5334930
MADHU AGARWAL	ABMPA1270H	0	3521450	0	0	3521450	1.247	3521450	0	3521450	1.247	0	1.247	0	0.000	0	0.000	3521450
MAYANK AGARWAL	AFYPA4212K	0	6929370	0	0	6929370	2.454	6929370	0	6929370	2.454	0	2.454	0	0.000	0	0.000	6929370
NITIN MAHAVIR KANDOI	ADGPK2910C	0	475000	0	0	475000	0.168	475000	0	475000	0.168	0	0.168	0	0.000	0	0.000	475000
PREM PRAKASH AGARWAL	ABLP48589N	0	2592130	0	0	2592130	0.918	2592130	0	2592130	0.918	0	0.918	0	0.000	0	0.000	2592130
PREM PRAKASH AGRAWAL HUF	AACHP1752Q	0	5969350	0	0	5969350	2.114	5969350	0	5969350	2.114	0	2.114	0	0.000	0	0.000	5969350
SANTOSH KUMAR AGARWAL	ABLP48568P	0	2207080	0	0	2207080	0.782	2207080	0	2207080	0.782	0	0.782	0	0.000	0	0.000	2207080
SANTOSH KUMAR AGRAWAL HUF	AADHS8255E	0	5967170	0	0	5967170	2.113	5967170	0	5967170	2.113	0	2.113	0	0.000	0	0.000	5967170
SHYAMA AGARWAL	ABLP48579L	0	5353030	0	0	5353030	1.896	5353030	0	5353030	1.896	0	1.896	0	0.000	0	0.000	5353030
SMRITI AGARWAL	ADPPG1191G	0	807450	0	0	807450	0.286	807450	0	807450	0.286	0	0.286	0	0.000	0	0.000	807450
UMA AGARWAL	ABLP48578M	0	11395810	0	0	11395810	4.036	11395810	0	11395810	4.036	0	4.036	0	0.000	0	0.000	11395810
Central Government/State Government(s)		0	0	0	0	0	0.000	0	0	0	0.000	0	0.000	0	0.000	0	0.000	0
(b) Institutions/Banks		0	0	0	0	0	0.000	0	0	0	0.000	0	0.000	0	0.000	0	0.000	0
(c) Any Other		0	0	0	0	0	0.000	0	0	0	0.000	0	0.000	0	0.000	0	0.000	0
(d) Bodies Corporate		1	72519920	0	0	72519920	25.683	72519920	0	72519920	25.683	0	25.683	0	0.000	0	0.000	72519920
GALLANTT METAL LIMITED	AACCG2934J	0	72519920	0	0	72519920	25.683	72519920	0	72519920	25.683	0	25.683	0	0.000	0	0.000	72519920
Trusts		0	0	0	0	0	0.000	0	0	0	0.000	0	0.000	0	0.000	0	0.000	0
Clearing Members		0	0	0	0	0	0.000	0	0	0	0.000	0	0.000	0	0.000	0	0.000	0
Sub-Total (A)(1)		15	178155230	0	0	178155230	63.095	178155230	0	178155230	63.095	0	63.095	0	0.000	0	0.000	178155230
(2) Foreign		0	0	0	0	0	0.000	0	0	0	0.000	0	0.000	0	0.000	0	0.000	0
Resident Individuals/Foreign Individuals		0	0	0	0	0	0.000	0	0	0	0.000	0	0.000	0	0.000	0	0.000	0
(b) Government		0	0	0	0	0	0.000	0	0	0	0.000	0	0.000	0	0.000	0	0.000	0
(c) Institutions		0	0	0	0	0	0.000	0	0	0	0.000	0	0.000	0	0.000	0	0.000	0
(d) Investor		0	0	0	0	0	0.000	0	0	0	0.000	0	0.000	0	0.000	0	0.000	0
(e) Any Other		0	0	0	0	0	0.000	0	0	0	0.000	0	0.000	0	0.000	0	0.000	0
OCBs		0	0	0	0	0	0.000	0	0	0	0.000	0	0.000	0	0.000	0	0.000	0
Sub-Total (A)(2)		0	0	0	0	0	0.000	0	0	0	0.000	0	0.000	0	0.000	0	0.000	0
Promoter and Promoter Group (A)=(A)(1)+(A)(2)		15	178155230	0	0	178155230	63.095	178155230	0	178155230	63.095	0	63.095	0	0.000	0	0.000	178155230



Table III - Statement showing shareholding pattern of the Public shareholder

	Category & Name of shareholders (I)	PAN (II)	Nos. of shareholders (III)	No. of fully paid-up equity shares held (IV)	No. of partly paid-up equity shares held (V)	Nos. of shares underlying Depository Receipt (VI)	Total nos. shares held (VII) = (IV)+(V)+(VI)	Shareholding % calculated as per SCRR, 1957 As a % of (A+B+C2) (VIII)	Number of Voting Rights held in each class of securities (IX)			No. of Shares Underlying Outstanding convertible securities (Including Warrants) (X)	Shareholding as a % assuming full conversion of convertible securities (as a percentage of diluted share capital) (XI)= (VII)+(X) as a % of (A+B+C)	Number of Locked in shares (XII)		Number of Shares pledged or otherwise encumbered (XIII)		Number of equity shares held in dematerialized form (XIV)	
									No. of Voting Rights					Total as a % of Total Voting rights	No. (a)	As a % of total Shares held (b)	No. (a)		As a % of total Shares held (b)
									Class x	Class y	Total								
(1)	Institutions		0	0	0	0	0	0.000	0	0	0	0.000	0	0.000	0	0.000	0	0.000	0
(a)	Mutual Funds		0	0	0	0	0	0.000	0	0	0	0.000	0	0.000	0	0.000	0	0.000	0
(b)	Venture Capital Funds		0	0	0	0	0	0.000	0	0	0	0.000	0	0.000	0	0.000	0	0.000	0
(c)	Alternate Investment Funds		0	0	0	0	0	0.000	0	0	0	0.000	0	0.000	0	0.000	0	0.000	0
(d)	Foreign Venture Capital Investors		0	0	0	0	0	0.000	0	0	0	0.000	0	0.000	0	0.000	0	0.000	0
(e)	Foreign Portfolio Investors		0	0	0	0	0	0.000	0	0	0	0.000	0	0.000	0	0.000	0	0.000	0
(f)	Financial institutions/Banks		1	97708	0	0	97708	0.035	97708	0	97708	0.035	0	0.035	0	0.000	0	0.000	97708
(g)	Insurance Companies		0	0	0	0	0	0.000	0	0	0	0.000	0	0.000	0	0.000	0	0.000	0
(h)	Provident Funds/Pension Funds		0	0	0	0	0	0.000	0	0	0	0.000	0	0.000	0	0.000	0	0.000	0
(i)	Any Other		0	0	0	0	0	0.000	0	0	0	0.000	0	0.000	0	0.000	0	0.000	0
	Foreign Institutional Investors		0	0	0	0	0	0.000	0	0	0	0.000	0	0.000	0	0.000	0	0.000	0
	QFI - Corporate		0	0	0	0	0	0.000	0	0	0	0.000	0	0.000	0	0.000	0	0.000	0
	Sub-Total (B)(1)		1	97708	0	0	97708	0.035	97708	0	97708	0.035	0	0.035	0	0.000	0	0.000	97708
(2)	Central Government/State Government(s)/President of India		0	0	0	0	0	0.000	0	0	0	0.000	0	0.000	0	0.000	0	0.000	0
	Sub-Total (B)(2)		0	0	0	0	0	0.000	0	0	0	0.000	0	0.000	0	0.000	0	0.000	0
(3)	Non-Institutions		0	0	0	0	0	0.000	0	0	0	0.000	0	0.000	0	0.000	0	0.000	0
(a)	Individuals		0	0	0	0	0	0.000	0	0	0	0.000	0	0.000	0	0.000	0	0.000	0
	i) Individual shareholders holding nominal share capital up to Rs.2 Lakhs.		3233	4488306	0	0	4488306	1.590	4488306	0	4488306	1.590	0	1.590	0	0.000	0	0.000	4488246
	ii) Individual shareholders holding nominal share capital in excess of Rs.2 Lakhs.		2	2492110	0	0	2492110	0.883	2492110	0	2492110	0.883	0	0.883	0	0.000	0	0.000	2492110
(b)	NBFCs registered with RBI		0	0	0	0	0	0.000	0	0	0	0.000	0	0.000	0	0.000	0	0.000	0
(c)	Employee Trusts		0	0	0	0	0	0.000	0	0	0	0.000	0	0.000	0	0.000	0	0.000	0
(d)	Overseas Depositors (holding DRs)/balancing figure)		0	0	0	0	0	0.000	0	0	0	0.000	0	0.000	0	0.000	0	0.000	0
(e)	Any Other		0	0	0	0	0	0.000	0	0	0	0.000	0	0.000	0	0.000	0	0.000	0
	Bodies Corporate		35	96989790	0	0	96989790	34.350	96989790	0	96989790	34.350	0	34.350	0	0.000	0	0.000	96989790
	AAR COMMERCIAL COMPANY LIMITED	AACCA2642K	0	49748760	0	0	49748760	17.619	49748760	0	49748760	17.619	0	17.619	0	0.000	0	0.000	49748760
	NIHON IMPEX PRIVATE LIMITED	AAACN8852E	0	7078232	0	0	7078232	2.507	7078232	0	7078232	2.507	0	2.507	0	0.000	0	0.000	7078232
	UTKARSH DEALER PRIVATE LIMITED	AABCU1777E	0	6726070	0	0	6726070	2.382	6726070	0	6726070	2.382	0	2.382	0	0.000	0	0.000	6726070
	WALLSTREET DISTRIBUTOR PRIVATE LIMITED	AAACW9550K	0	19258290	0	0	19258290	6.820	19258290	0	19258290	6.820	0	6.820	0	0.000	0	0.000	19258290
	WARNER DEALCOM PRIVATE LIMITED	AAACW9548K	0	13590320	0	0	13590320	4.813	13590320	0	13590320	4.813	0	4.813	0	0.000	0	0.000	13590320
	QFI - Individual		0	0	0	0	0	0.000	0	0	0	0.000	0	0.000	0	0.000	0	0.000	0
	NRI - Repatriable		32	63402	0	0	63402	0.022	63402	0	63402	0.022	0	0.022	0	0.000	0	0.000	63402
	NRI - Non-Repatriable		16	9235	0	0	9235	0.003	9235	0	9235	0.003	0	0.003	0	0.000	0	0.000	9235
	OCBs		0	0	0	0	0	0.000	0	0	0	0.000	0	0.000	0	0.000	0	0.000	0
	Trusts		0	0	0	0	0	0.000	0	0	0	0.000	0	0.000	0	0.000	0	0.000	0
	Clearing Members		25	58539	0	0	58539	0.021	58539	0	58539	0.021	0	0.021	0	0.000	0	0.000	58539
	IEPF Authority		2	6400	0	0	6400	0.002	6400	0	6400	0.002	0	0.002	0	0.000	0	0.000	6400
	Sub-Total (B)(3)		3346	104107752	0	0	104107782	36.870	#####	0	104107782	36.870	0	36.870	0	0.000	0	0.000	104107722
	Total Public Shareholding (B)=(B)(1)+(B)(2)+(B)(3)		3347	104205490	0	0	104205490	36.905	#####	0	104205490	36.905	0	36.905	0	0.000	0	0.000	104205430




Table IV - Statement showing shareholding pattern of the Non Promoter - Non Public shareholder

Table IV - Statement showing shareholding pattern of the Non Promoter - Non Public shareholder																			
	Category & Name of shareholders (I)	PAN (II)	Nos. of shareholder s (III)	No. of fully paid-up equity shares held (IV)	No. of partly paid-up equity shares held (V)	Nos. of shares underlying Depository Receipt (VI)	Total nos. shares held (VII) = (IV)+(V)+(VI)	Shareholdin g % calculated as per SCRR, 1957 As a % of (A+B+C2) (VIII)	Number of Voting Rights held in each class of securities (IX)				No. of Shares Underlying Outstanding convertible securities (Including Warrants) (X)	Shareholding as a % assuming full conversion of convertible securities (as a percentage of diluted share capital) (XI)= (VII)+(X) as a % of (A+B+C)	Number of Locked in shares (XII)		Number of Shares pledged or otherwise encumbered (XIII)		Number of equity shares held in dematerialized form (XIV)
									No. of Voting Rights			Total as a % of Total Voting rights			No. (a)	As a % of total Shares held (b)	No. (a)	As a % of total Shares held (b)	
									Class x	Class y	Total								
(1)	Custodian DR Holder																		
(2)	Employee Benefit Trust (under SEBI (share based Employee Benefit) Regulations, 2014																		
	Total Non-Promoter - Non-Public Shareholding (C)=(C)(1)+(C)+(2)																		



Table V - Statement showing shareholding details of significant beneficial owner

Details of the significant beneficial owner (I)				Details of the registered owner (II)			Details of holding/ exercise of right of the SBO in the reporting company, whether direct or indirect : (III) Whether by virtue of:					
Sr No.	Name	PAN/Passport No. in case of a foreign national	Nationality	Name	PAN/Passport No. in case of a foreign national	Nationality	Shares %	Voting rights %	Rights on distributable dividend or any other distribution %	Exercise of control	Exercise of significant influence	Date of creation / acquisition of significant beneficial interest (IV)



Format of holding of specified securities

Annexure - I

- 1 **Name of Listed Entity : GALLANTT METAL LTD.**
- 2 Scrip Code/Name of Scrip/Class of Security :
- 3 Share Holding Pattern Filed under: Reg. 31(1) (b) : As On **24/01/2020**
- 4 Declaration:

	Particulars	Yes	No
1	Whether the Listed Entity has issued any partly paid up shares		NO
2	Whether the Listed Entity has issued any Convertible Securities or Warrants?		NO
3	Whether the Listed Entity has any shares against which depository receipt are issued?		NO
4	Whether the Listed Entity has any shares in locked-in?		NO
5	Whether any shares held by promoters are pledge or otherwise encumbered?	YES	

- 5 The tabular format for disclosure of holding of specified securities is as follows:-



Table I - Summary Statement holding of specified securities

Table 1 - Summary Statement holding of specified securities																		
Category (I)	Category of shareholder (II)	Nos. of shareholders (III)	No. of fully paid-up equity shares held (IV)	No. of partly paid up equity shares held (V)	No. of shares underlying Depository Receipt (VI)	Total nos. shares held (VII) = (IV)+(V)+(VI)	Sharehold ing as a % of total no. of shares (calculated as per SCRR, 1957) (VIII) As a % of (A+B+C2)	Number of Voting Rights held in each class of securities (IX)				No. of Shares Underlying convertible securities (Including Warrants) (X)	Shareholdin g as a % assuming full conversion of convertible securities (as a percentage of diluted share capital) (XI)=(VII)+(X) as a % of (A+B+C)	Number of Locked in shares (XII)		Number of Shares pledged or otherwise encumbered (XIII)		Number of equity shares held in dematerialized form (XIV)
								No. of Voting Rights			Total as a % of (A+B+C)			No. (a)	As a % of total Shares held (b)	No. (a)	As a % of total Shares held (b)	
								Class eg: x	Class eg: y	Total								
(A)	Promoter & Promoter Group	27	54676193	0	0	54676193	67.234	54676193	0	54676193	67.234	0	67.234	0	0.000	510500	0.934	54676193
(B)	Public	7311	26646131	0	0	26646131	32.766	26646131	0	26646131	32.766	0	32.766	0	0.000	0	0.000	26646100
(C)	Public																	
(C1)	Shares underlying DRs																	
(C2)	Shares held by Employee Trusts																	
	TOTAL	7338	81322324	0		81322324	100.000	81322324	0	81322324	100.000	0	100.000	0	0.000	510500	0.934	81322293



Table II - Statement showing shareholding pattern of the Promoter and Promoter Group

(1)	Category & Name of shareholders (I)	PAN (II)	Nos. of shareholders (III)	No. of fully paid-up equity shares held (IV)	No. of partly paid-up equity shares held (V)	Nos. of shares underlying Depository Receipt (VI)	Total nos. shares held (VII) = (IV)+(V)+(VI)	Shareholding % calculated as per SCRR, 1957 As a % of (A+B+C2) (VIII)	Number of Voting Rights held in each class of securities (IX)			No. of Shares Underlying Outstanding convertible securities (including Warrants) (X)	Shareholding as a % assuming full conversion of convertible securities (as a percentage of diluted share capital) (XI)= (VII)+(X) as a % of (A+B+C)	Number of Locked in shares (XII)		Number of Shares pledged or otherwise encumbered (XIII)		Number of equity shares held in dematerialized form (XIV)	
									No. of Voting Rights					Total as a % of Total Voting rights	No. (a)	As a % of total Shares held (b)	No. (a)		As a % of total Shares held (b)
									Class x	Class y	Total								
(1)	Indian		0	0	0	0	0	0.000	0	0	0	0.000	0	0.000	0	0.000	0	0	
(a)	Individuals/Hindu undivided Family		25	6130170	0	0	6130170	7.538	6130170	0	6130170	7.538	0	7.538	0	0.000	510500	8.328	6130170
	ANUPAM AGARWAL	ABNPA7498J	0	10400	0	0	10400	0.013	10400	0	10400	0.013	0	0.013	0	0.000	0	0.000	10400
	ASHUTOSH AGARWAL	AAZPA8000B	0	178591	0	0	178591	0.220	178591	0	178591	0.220	0	0.220	0	0.000	0	0.000	178591
	BRIJ MOHAN JOSHI	ACCPJ9762E	0	2500	0	0	2500	0.003	2500	0	2500	0.003	0	0.003	0	0.000	0	0.000	2500
	CHANDRA PRAKASH AGARWAL	ABLPA8567C	0	300000	0	0	300000	0.369	300000	0	300000	0.369	0	0.369	0	0.000	300000	100.000	300000
	DINESH KUMAR AGARWAL	AAKPA8079K	0	2307251	0	0	2307251	2.837	2307251	0	2307251	2.837	0	2.837	0	0.000	210000	9.102	2307251
	KARUNA JINDAL	ABMPJ7153J	0	5000	0	0	5000	0.006	5000	0	5000	0.006	0	0.006	0	0.000	0	0.000	5000
	KUSUM DEVI JALAN	AASPJ1386J	0	19661	0	0	19661	0.024	19661	0	19661	0.024	0	0.024	0	0.000	0	0.000	19661
	NARAIN PRASAD AJITSARIA	AEYPA4067M	0	2500	0	0	2500	0.003	2500	0	2500	0.003	0	0.003	0	0.000	0	0.000	2500
	NARESH CHANDRA AGARWAL	ABKPA1299E	0	9000	0	0	9000	0.011	9000	0	9000	0.011	0	0.011	0	0.000	0	0.000	9000
	NIDHI JALAN	AKKPS6351C	0	24500	0	0	24500	0.030	24500	0	24500	0.030	0	0.030	0	0.000	0	0.000	24500
	NITIN KANDOI	ADGPK2910C	0	10500	0	0	10500	0.013	10500	0	10500	0.013	0	0.013	0	0.000	500	4.782	10500
	DM PRAKASH	AASPJ1394E	0	48279	0	0	48279	0.059	48279	0	48279	0.059	0	0.059	0	0.000	0	0.000	48279
	PREM PRAKASH AGARWAL	ABLPA8569N	0	15995	0	0	15995	0.020	15995	0	15995	0.020	0	0.020	0	0.000	0	0.000	15995
	PREM PRAKASH AGRAWAL HUF	AACHP1752Q	0	32500	0	0	32500	0.040	32500	0	32500	0.040	0	0.040	0	0.000	0	0.000	32500
	PRIYA AGARWAL	AEWPA3577J	0	100000	0	0	100000	0.123	100000	0	100000	0.123	0	0.123	0	0.000	0	0.000	100000
	PRIVANKA DAS	ADCPA2576N	0	4898	0	0	4898	0.006	4898	0	4898	0.006	0	0.006	0	0.000	0	0.000	4898
	SANTOSH KUMAR AGARWAL	ABLPA8568P	0	2605247	0	0	2605247	3.204	2605247	0	2605247	3.204	0	3.204	0	0.000	0	0.000	2605247
	SANTOSH KUMAR AGRAWAL HUF	AADHS8255E	0	110000	0	0	110000	0.135	110000	0	110000	0.135	0	0.135	0	0.000	0	0.000	110000
	SHARDA DEVI	ABNPA8222F	0	2500	0	0	2500	0.003	2500	0	2500	0.003	0	0.003	0	0.000	0	0.000	2500
	SHRUTI KANDOI	AMMPK6762H	0	17056	0	0	17056	0.021	17056	0	17056	0.021	0	0.021	0	0.000	0	0.000	17056
	SHYAMA AGRAWAL	ABLPA8579L	0	190000	0	0	190000	0.234	190000	0	190000	0.234	0	0.234	0	0.000	0	0.000	190000
	SMRITI AGARWAL	ADPPG1191G	0	10000	0	0	10000	0.012	10000	0	10000	0.012	0	0.012	0	0.000	0	0.000	10000
	SUBODH KUMAR JALAN	AAOHS3981G	0	10000	0	0	10000	0.012	10000	0	10000	0.012	0	0.012	0	0.000	0	0.000	10000
	SUMESH KUMAR AGARWAL	ACQPA8472J	0	100000	0	0	100000	0.123	100000	0	100000	0.123	0	0.123	0	0.000	0	0.000	100000
	UMA AGARWAL	ABLPA8578M	0	13792	0	0	13792	0.017	13792	0	13792	0.017	0	0.017	0	0.000	0	0.000	13792
(b)	Central Government/State Government(s)		0	0	0	0	0	0.000	0	0	0	0.000	0	0.000	0	0.000	0	0.000	0
(c)	Financial Institutions/Banks		0	0	0	0	0	0.000	0	0	0	0.000	0	0.000	0	0.000	0	0.000	0
(d)	Any Other		0	0	0	0	0	0.000	0	0	0	0.000	0	0.000	0	0.000	0	0.000	0
	Bodies Corporate		2	48546023	0	0	48546023	59.696	48546023	0	48546023	59.696	0	59.696	0	0.000	0	0.000	48546023
	GALLANTT ISPAT LIMITED	AACOG2969B	0	39462895	0	0	39462895	48.527	39462895	0	39462895	48.527	0	48.527	0	0.000	0	0.000	39462895
	HIPOLINE COMMERCE	AAACH6817K	0	9083128	0	0	9083128	11.169	9083128	0	9083128	11.169	0	11.169	0	0.000	0	0.000	9083128
	Trusts		0	0	0	0	0	0.000	0	0	0	0.000	0	0.000	0	0.000	0	0.000	0
	Clearing Members		0	0	0	0	0	0.000	0	0	0	0.000	0	0.000	0	0.000	0	0.000	0
	Sub-Total (A)(1)		27	54676193	0	0	54676193	67.234	54676193	0	54676193	67.234	0	67.234	0	0.000	510500	0.934	54676193
(2)	Foreign		0	0	0	0	0	0.000	0	0	0	0.000	0	0.000	0	0.000	0	0.000	0
	Individuals (Non-Resident Individuals)/Foreign Individuals		0	0	0	0	0	0.000	0	0	0	0.000	0	0.000	0	0.000	0	0.000	0
(a)	Government		0	0	0	0	0	0.000	0	0	0	0.000	0	0.000	0	0.000	0	0.000	0
(b)	Institutions		0	0	0	0	0	0.000	0	0	0	0.000	0	0.000	0	0.000	0	0.000	0
(c)	Foreign Portfolio Investor		0	0	0	0	0	0.000	0	0	0	0.000	0	0.000	0	0.000	0	0.000	0
(d)	Any Other		0	0	0	0	0	0.000	0	0	0	0.000	0	0.000	0	0.000	0	0.000	0
(e)	OCBs		0	0	0	0	0	0.000	0	0	0	0.000	0	0.000	0	0.000	0	0.000	0
	Sub-Total (A)(2)		0	0	0	0	0	0.000	0	0	0	0.000	0	0.000	0	0.000	0	0.000	0
	Total Shareholding of Promoter and Promoter Group (A)=(A)(1)+(A)(2)		27	54676193	0	0	54676193	67.234	54676193	0	54676193	67.234	0	67.234	0	0.000	510500	0.934	54676193



Table III - Statement showing shareholding pattern of the Public shareholder

	Category & Name of shareholders (I)	PAN (II)	Nos. of shareholders (III)	No. of fully paid-up equity shares held (IV)	No. of partly paid-up equity shares held (V)	Nos. of shares underlying Depository Receipt (VI)	Total nos. shares held (VII) = (IV)+(V)+(VI)	Shareholding % calculated as per SCRR, 1957 As a % of (A+B+C2) (VIII)	Number of Voting Rights held in each class of securities (IX)				No. of Shares Underlying Outstanding convertible securities (Including Warrants) (X)	Shareholding as a % assuming full conversion of convertible securities (as a percentage of diluted share capital) (XI)= (VII)+(X) as a % of (A+B+C)	Number of Locked in shares (XII)		Number of Shares pledged or otherwise encumbered (XIII)		Number of equity shares held in dematerialized form (XIV)
									No. of Voting Rights			Total as a % of Total Voting rights			No. (a)	As a % of total Shares held (b)	No. (a)	As a % of total Shares held (b)	
									Class x	Class y	Total								
(1)	Institutions		0	0	0	0	0	0.000	0	0	0	0.000	0	0.000	0	0.000	0	0.000	0
(a)	Mutual Funds		0	0	0	0	0	0.000	0	0	0	0.000	0	0.000	0	0.000	0	0.000	0
(b)	Venture Capital Funds		0	0	0	0	0	0.000	0	0	0	0.000	0	0.000	0	0.000	0	0.000	0
(c)	Alternate Investment Funds		0	0	0	0	0	0.000	0	0	0	0.000	0	0.000	0	0.000	0	0.000	0
(d)	Foreign Venture Capital Investors		0	0	0	0	0	0.000	0	0	0	0.000	0	0.000	0	0.000	0	0.000	0
(e)	Foreign Portfolio Investors		0	0	0	0	0	0.000	0	0	0	0.000	0	0.000	0	0.000	0	0.000	0
(f)	Financial Institutions/Banks		1	14316	0	0	14316	0.018	14316	0	14316	0.018	0	0.018	0	0.000	0	0.000	14316
(g)	Insurance Companies		0	0	0	0	0	0.000	0	0	0	0.000	0	0.000	0	0.000	0	0.000	0
(h)	Provident Funds/Pension Funds		0	0	0	0	0	0.000	0	0	0	0.000	0	0.000	0	0.000	0	0.000	0
(i)	Any Other		0	0	0	0	0	0.000	0	0	0	0.000	0	0.000	0	0.000	0	0.000	0
	Foreign Institutional Investors		0	0	0	0	0	0.000	0	0	0	0.000	0	0.000	0	0.000	0	0.000	0
	QFI - Corporate		0	0	0	0	0	0.000	0	0	0	0.000	0	0.000	0	0.000	0	0.000	0
	Sub-Total (B)(1)		1	14316	0	0	14316	0.018	14316	0	14316	0.018	0	0.018	0	0.000	0	0.000	14316
(2)	Central Government/State Government(s)/President of India		0	0	0	0	0	0.000	0	0	0	0.000	0	0.000	0	0.000	0	0.000	0
	Sub-Total (B)(2)		0	0	0	0	0	0.000	0	0	0	0.000	0	0.000	0	0.000	0	0.000	0
(3)	Non-Institutions		0	0	0	0	0	0.000	0	0	0	0.000	0	0.000	0	0.000	0	0.000	0
(a)	Individuals		0	0	0	0	0	0.000	0	0	0	0.000	0	0.000	0	0.000	0	0.000	0
	i) Individual shareholders holding nominal share capital up to Rs.2 Lakhs.		7061	4214675	0	0	4214675	5.183	4214675	0	4214675	5.183	0	5.183	0	0.000	0	0.000	4214644
	ii) Individual shareholders holding nominal share capital in excess of Rs.2 Lakhs.		47	3465574	0	0	3465574	4.262	3465574	0	3465574	4.262	0	4.262	0	0.000	0	0.000	3465574
(b)	NBFCs registered with RBI		0	0	0	0	0	0.000	0	0	0	0.000	0	0.000	0	0.000	0	0.000	0
(c)	Employee Trusts		0	0	0	0	0	0.000	0	0	0	0.000	0	0.000	0	0.000	0	0.000	0
	Overseas Depositors (holding DRs)(balancing figure)		0	0	0	0	0	0.000	0	0	0	0.000	0	0.000	0	0.000	0	0.000	0
(e)	Any Other		0	0	0	0	0	0.000	0	0	0	0.000	0	0.000	0	0.000	0	0.000	0
	Bodies Corporate		72	18629685	0	0	18629685	22.908	18629685	0	18629685	22.908	0	22.908	0	0.000	0	0.000	18629685
	LEXI EXPORTS PVT LTD	F	0	11930679	0	0	11930679	14.671	11930679	0	11930679	14.671	0	14.671	0	0.000	0	0.000	11930679
	RICHE CREDIT AND FINANCE PRIVATE LIMITE	AAOCC4523J	0	5020194	0	0	5020194	6.173	5020194	0	5020194	6.173	0	6.173	0	0.000	0	0.000	5020194
	QFI - Individual		0	0	0	0	0	0.000	0	0	0	0.000	0	0.000	0	0.000	0	0.000	0
	NRI - Repatriable		67	128597	0	0	128597	0.158	128597	0	128597	0.158	0	0.158	0	0.000	0	0.000	128597
	NRI - Non-Repatriable		29	37380	0	0	37380	0.046	37380	0	37380	0.046	0	0.046	0	0.000	0	0.000	37380
	OCBs		0	0	0	0	0	0.000	0	0	0	0.000	0	0.000	0	0.000	0	0.000	0
	Trusts		0	0	0	0	0	0.000	0	0	0	0.000	0	0.000	0	0.000	0	0.000	0
	Clearing Memebers		34	155904	0	0	155904	0.192	155904	0	155904	0.192	0	0.192	0	0.000	0	0.000	155904
	IEPF Authority		0	0	0	0	0	0.000	0	0	0	0.000	0	0.000	0	0.000	0	0.000	0
	Sub-Total (B)(3)		7310	26631815	0	0	26631815	32.748	26631815	0	26631815	32.748	0	32.748	0	0.000	0	0.000	26631784
	Total Public Shareholding (B)=(B)(1)+(B)(2)+(B)(3)		7311	26646131	0	0	26646131	32.766	26646131	0	26646131	32.766	0	32.766	0	0.000	0	0.000	26646100



Table IV - Statement showing shareholding pattern of the Non Promoter - Non Public shareholder

Table V - Statement showing shareholding pattern of the Non Promoter - Non Public shareholder																			
	Category & Name of shareholders (I)	PAN (II)	Nos. of shareholders (III)	No. of fully paid-up equity shares held (IV)	No. of partly paid-up equity shares held (V)	Nos. of shares underlying Depository Receipt (VI)	Total nos. shares held (VII) = (IV)+(V)+(VI)	Shareholding % calculated as per SCRR, 1957 As a % of (A+B+C2) (VIII)	Number of Voting Rights held in each class of securities (IX)			No. of Shares Underlying Outstanding convertible securities (including Warrants) (X)	Shareholding as a % assuming full conversion of convertible securities (as a percentage of diluted share capital) (XI)= (VII)+(X) as a % of (A+B+C)	Number of Locked In shares (XII)		Number of Shares pledged or otherwise encumbered (XIII)		Number of equity shares held in dematerialized form (XIV)	
									No. of Voting Rights					Total as a % of Total Voting rights	No. (a)	As a % of total Shares held (b)	No. (a)		As a % of total Shares held (b)
									Class x	Class y	Total								
(1)	Custodian DR Holder																		
(2)	Employee Benefit Trust (under SEBI (share based Employee Benefit) Regulations, 2014																		
	Total Non-Promoter - Non-Public Shareholding (C)=(C)(1)+(C)*(2)																		



Table V - Statement showing shareholding details of significant beneficial owner

Details of the significant beneficial owner (i)				Details of the registered owner (ii)			Details of holding/ exercise of right of the SBO in the reporting company, whether direct or indirect : (iii) Whether by virtue of:					Date of creation / acquisition of significant beneficial interest (iv)
Sr No.	Name	PAN/Passport No. in case of a foreign national	Nationality	Name	PAN/Passport No. In case of a foreign national	Nationality	Shares %	Voting rights %	Rights on distributable dividend or any other distribution %	Exercise of control	Exercise of significant influence	
1	DINESH R AGARWAL	AAKPA8079K	INDIA	HIPOLINE COMMERCE PVT LTD	AAACH6817K	INDIA	11.169	NA	NA	NA	NA	08-02-2019
2	ASHWIN GUPTA	ADVPG2250L	INDIA	LEXI EXPORTS PVT LTD	AAACL4344F	INDIA	14.671	NA	NA	NA	NA	08-02-2019
3	ASHWIN GUPTA	ADVPG2250L	INDIA	RICHIE CREDIT & FINANCE PRIVATE LIMITED	AACCC4623J	INDIA	6.173	NA	NA	NA	NA	08-02-2019
4	SHWETA GUPTA	AGOPG4661P	INDIA	LEXI EXPORTS PVT LTD	AAACL4344F	INDIA	14.671	NA	NA	NA	NA	08-02-2019
5	SHWETA GUPTA	AGOPG4661P	INDIA	RICHIE CREDIT & FINANCE PRIVATE LIMITED	AACCC4623J	INDIA	6.173	NA	NA	NA	NA	08-02-2019



Format of holding of specified securities

Annexure - I

- 1 **Name of Listed Entity : AAR COMMERCIAL COMPANY LTD.**
- 2 Scrip Code/Name of Scrip/Class of Security :
- 3 Share Holding Pattern Filed under: Reg. 31(1) (b) : As On **24/01/2020**
- 4 Declaration:

	Particulars	Yes	No
1	Whether the Listed Entity has issued any partly paid up shares		NO
2	Whether the Listed Entity has issued any Convertible Securities or Warrants?		NO
3	Whether the Listed Entity has any shares against which depository receipt are issued?		NO
4	Whether the Listed Entity has any shares in locked-in?		NO
5	Whether any shares held by promoters are pledge or otherwise encumbered?		NO

- 5 The tabular format for disclosure of holding of specified securities is as follows:-



Table I - Summary Statement holding of specified securities

Category (I)	Category of shareholder (II)	Nos. of shareholders (III)	No. of fully paid-up equity shares held (IV)	No. of partly paid-up equity shares held (V)	No. of shares underlying Depository Receipt (VI)	Total nos. shares held (VII) = (IV)+(V)+(VI)	Shareholding as a % of total no. of shares (calculated as per SCRR, 1957) (VIII) As a % of (A+B+C2)	Number of Voting Rights held in each class of securities (IX)				No. of Shares Underlying convertible securities & (Including Warrants) (X)	Shareholding as a % assuming full conversion of convertible securities (as a percentage of diluted share capital) (XI)=(VII)+(X) as a % of (A+B+C)	Number of Locked in shares (XII)		Number of Shares pledged or otherwise encumbered (XIII)		Number of equity shares held in dematerialized form (XIV)
								No. of Voting Rights			Total as a % of (A+B+C)			No. (a)	As a % of total Shares held (b)	No. (a)	As a % of total Shares held (b)	
								Class eg: x	Class eg: y	Total								
(A)	Promoter & Promoter Group	0	0	0	0	0	0.000	0	0	0	0.000	0	0.000	0	0.000	0	0.000	0
(B)	Public	486	10014000	0	0	10014000	100.000	10014000	0	10014000	100.000	0	100.000	0	0.000	0	0.000	9774000
(C)	Non Promoter - Non Public																	
(C1)	Shares underlying DRs																	
(C2)	Shares held by Employee Trusts																	
	TOTAL	486	10014000	0		10014000	100.000	10014000	0	10014000	100.000	0	100.000	0	0.000	0	0.000	9774000



Table II - Statement showing shareholding pattern of the Promoter and Promoter Group

Annexure - A: Shareholding pattern of the Promoter and Promoter Group																			
	Category & Name of shareholders (i)	PAN (ii)	Nos. of shareholders (iii)	No. of fully paid-up equity shares held (iv)	No. of partly paid-up equity shares held (v)	Nos. of shares underlying Depository Receipt (vi)	Total nos. shares held (vii) = (iv)+(v)+(vi)	Shareholding % calculated as per SCRR, 1957 As a % of (A+B+C2) (viii)	Number of Voting Rights held in each class of securities (ix)				No. of Shares Underlying Outstanding convertible securities (including Warrants) (x)	Shareholding as a % assuming full conversion of convertible securities (as a percentage of diluted share capital) (xi) = (vii)+(x) as a % of (A+B+C)	Number of Locked in shares (xii)		Number of Shares pledged or otherwise encumbered (xiii)		Number of equity shares held in dematerialized form (xiv)
									No. of Voting Rights			Total as a % of Total Voting rights			No. (a)	As a % of total Shares held (b)	No. (a)	As a % of total Shares held (b)	
									Class x	Class y	Total								
(1)	Indian		0	0	0	0	0	0.000	0	0	0	0.000	0	0.000	0	0.000	0	0.000	0
(a)	Individuals/Hindu undivided Family		0	0	0	0	0	0.000	0	0	0	0.000	0	0.000	0	0.000	0	0.000	0
(b)	Central Government/State Government(s)		0	0	0	0	0	0.000	0	0	0	0.000	0	0.000	0	0.000	0	0.000	0
(c)	Financial Institutions/Banks		0	0	0	0	0	0.000	0	0	0	0.000	0	0.000	0	0.000	0	0.000	0
(d)	Any Other		0	0	0	0	0	0.000	0	0	0	0.000	0	0.000	0	0.000	0	0.000	0
	Bodies Corporate		0	0	0	0	0	0.000	0	0	0	0.000	0	0.000	0	0.000	0	0.000	0
	Trusts		0	0	0	0	0	0.000	0	0	0	0.000	0	0.000	0	0.000	0	0.000	0
	Clearing Members		0	0	0	0	0	0.000	0	0	0	0.000	0	0.000	0	0.000	0	0.000	0
	Sub-Total (A)(1)		0	0	0	0	0	0.000	0	0	0	0.000	0	0.000	0	0.000	0	0.000	0
(2)	Foreign		0	0	0	0	0	0.000	0	0	0	0.000	0	0.000	0	0.000	0	0.000	0
(a)	Individuals (Non-Resident Individuals/Foreign Individuals)		0	0	0	0	0	0.000	0	0	0	0.000	0	0.000	0	0.000	0	0.000	0
(b)	Government		0	0	0	0	0	0.000	0	0	0	0.000	0	0.000	0	0.000	0	0.000	0
(c)	Institutions		0	0	0	0	0	0.000	0	0	0	0.000	0	0.000	0	0.000	0	0.000	0
(d)	Foreign Portfolio Investor		0	0	0	0	0	0.000	0	0	0	0.000	0	0.000	0	0.000	0	0.000	0
(e)	Any Other		0	0	0	0	0	0.000	0	0	0	0.000	0	0.000	0	0.000	0	0.000	0
	OCEs		0	0	0	0	0	0.000	0	0	0	0.000	0	0.000	0	0.000	0	0.000	0
	Sub-Total (A)(2)		0	0	0	0	0	0.000	0	0	0	0.000	0	0.000	0	0.000	0	0.000	0
	Total Shareholding of Promoter and Promoter Group (A)=(A)(1)+(A)(2)		0	0	0	0	0	0.000	0	0	0	0.000	0	0.000	0	0.000	0	0.000	0



Table III - Statement showing shareholding pattern of the Public shareholder

	Category & Name of shareholders (I)	PAN (II)	Nos. of shareholders (III)	No. of fully paid-up equity shares held (IV)	No. of partly paid-up equity shares held (V)	Nos. of shares underlying Depository Receipt (VI)	Total nos. shares held (VII) = (IV)+(V)+(VI)	Shareholding % calculated as per SCRR, 1957 As a % of (A+B+C2) (VIII)	Number of Voting Rights held in each class of securities (IX)			No. of Shares Underlying Outstanding convertible securities (Including Warrants) (X)	Shareholding as a % assuming full conversion of convertible securities (as a percentage of diluted share capital) (XI)= (VII)+(X) as a % of (A+B+C)	Number of Locked in shares (XII)		Number of Shares pledged or otherwise encumbered (XIII)		Number of equity shares held in dematerialized form (XIV)	
									No. of Voting Rights					Total as a % of Total Voting rights	No. (a)	As a % of total Shares held (b)	No. (a)		As a % of total Shares held (b)
									Class x	Class y	Total								
(1)	Institutions		0	0	0	0	0	0.000	0	0	0	0.000	0	0.000	0	0.000	0	0	
(a)	Mutual Funds		0	0	0	0	0	0.000	0	0	0	0.000	0	0.000	0	0.000	0	0	
(b)	Venture Capital Funds		0	0	0	0	0	0.000	0	0	0	0.000	0	0.000	0	0.000	0	0	
	Alternate Investment Funds		0	0	0	0	0	0.000	0	0	0	0.000	0	0.000	0	0.000	0	0	
(c)	Foreign Venture Capital Investors		0	0	0	0	0	0.000	0	0	0	0.000	0	0.000	0	0.000	0	0	
(d)	Foreign Portfolio Investors		0	0	0	0	0	0.000	0	0	0	0.000	0	0.000	0	0.000	0	0	
(e)	Financial Institutions/Banks		0	0	0	0	0	0.000	0	0	0	0.000	0	0.000	0	0.000	0	0	
(f)	Insurance Companies		0	0	0	0	0	0.000	0	0	0	0.000	0	0.000	0	0.000	0	0	
(g)	Provident Funds/Pension Funds		0	0	0	0	0	0.000	0	0	0	0.000	0	0.000	0	0.000	0	0	
(h)	Any Other		0	0	0	0	0	0.000	0	0	0	0.000	0	0.000	0	0.000	0	0	
(i)	Foreign Institutional Investors		0	0	0	0	0	0.000	0	0	0	0.000	0	0.000	0	0.000	0	0	
	QFI - Corporate		0	0	0	0	0	0.000	0	0	0	0.000	0	0.000	0	0.000	0	0	
	Sub-Total (B)(1)		0	0	0	0	0	0.000	0	0	0	0.000	0	0.000	0	0.000	0	0	
(2)	Central Government/State Government(s)/President of India		0	0	0	0	0	0.000	0	0	0	0.000	0	0.000	0	0.000	0	0	
	Sub-Total (B)(2)		0	0	0	0	0	0.000	0	0	0	0.000	0	0.000	0	0.000	0	0	
(3)	Non-Institutions		0	0	0	0	0	0.000	0	0	0	0.000	0	0.000	0	0.000	0	0	
(a)	Individuals		0	0	0	0	0	0.000	0	0	0	0.000	0	0.000	0	0.000	0	0	
	i) Individual shareholders holding nominal share capital up to Rs.2 Lakhs.		451	22888	0	0	22888	0.229	22888	0	22888	0.229	0	0.229	0	0.000	0	0.000	1038
	ii) Individual shareholders holding nominal share capital in excess of Rs.2 Lakhs.		14	9975149	0	0	9975149	99.612	9975149	0	9975149	99.612	0	99.612	0	0.000	0	0.000	9770899
	ALKA AGARWAL	AQKPA4045K	0	999000	0	0	999000	9.976	999000	0	999000	9.976	0	9.976	0	0.000	0	0.000	999000
	ANITA AGARWAL	ABKPA1300L	0	481000	0	0	481000	4.803	481000	0	481000	4.803	0	4.803	0	0.000	0	0.000	481000
	ANJU PANSARI	AJEPP0430G	0	993000	0	0	993000	9.916	993000	0	993000	9.916	0	9.916	0	0.000	0	0.000	993000
	ASHU GOEL	AHNPG2378P	0	564250	0	0	564250	5.635	564250	0	564250	5.635	0	5.635	0	0.000	0	0.000	360000
	CHANDNI AGRAWAL	AODPA1585P	0	959899	0	0	959899	9.586	959899	0	959899	9.586	0	9.586	0	0.000	0	0.000	959899
	KAMAL KUMAR JAIN	AGKPA1040R	0	500000	0	0	500000	4.993	500000	0	500000	4.993	0	4.993	0	0.000	0	0.000	500000
	MAHESHKUMAR GUPTA	AAWPG2960M	0	992000	0	0	992000	9.906	992000	0	992000	9.906	0	9.906	0	0.000	0	0.000	992000
	MANJU AGARWAL	AAPPA920	0	495000	0	0	495000	4.943	495000	0	495000	4.943	0	4.943	0	0.000	0	0.000	495000
	NARESH CHANDRA AGARWAL	ABKPA1299E	0	499000	0	0	499000	4.983	499000	0	499000	4.983	0	4.983	0	0.000	0	0.000	499000
	PRIYANKA GUPTA	ABMPA1269J	0	997000	0	0	997000	9.956	997000	0	997000	9.956	0	9.956	0	0.000	0	0.000	997000
	SHEETAL JALAN	ABZPJ6457G	0	499500	0	0	499500	4.988	499500	0	499500	4.988	0	4.988	0	0.000	0	0.000	499500
	SUMITRA JAIN	AAANPJ4039M	0	996000	0	0	996000	9.946	996000	0	996000	9.946	0	9.946	0	0.000	0	0.000	996000
	SUSHIL KUMAR JALAN	ACTPJ0648N	0	499500	0	0	499500	4.988	499500	0	499500	4.988	0	4.988	0	0.000	0	0.000	499500
	SUSHILA JAIN	AGKPA1036H	0	500000	0	0	500000	4.993	500000	0	500000	4.993	0	4.993	0	0.000	0	0.000	500000
(b)	NBFCs registered with RBI		0	0	0	0	0	0.000	0	0	0	0.000	0	0.000	0	0.000	0	0.000	0
(c)	Employee Trusts		0	0	0	0	0	0.000	0	0	0	0.000	0	0.000	0	0.000	0	0.000	0
(d)	Overseas Depositors (holding DRs)(balancing figure)		0	0	0	0	0	0.000	0	0	0	0.000	0	0.000	0	0.000	0	0.000	0
(e)	Any Other		0	0	0	0	0	0.000	0	0	0	0.000	0	0.000	0	0.000	0	0.000	0
	Bodies Corporate		21	15963	0	0	15963	0.159	15963	0	15963	0.159	0	0.159	0	0.000	0	0.000	2063
	QFI - Individual		0	0	0	0	0	0.000	0	0	0	0.000	0	0.000	0	0.000	0	0.000	0
	NRI - Repatriable		0	0	0	0	0	0.000	0	0	0	0.000	0	0.000	0	0.000	0	0.000	0
	NRI - Non-Repatriable		0	0	0	0	0	0.000	0	0	0	0.000	0	0.000	0	0.000	0	0.000	0
	OCBs		0	0	0	0	0	0.000	0	0	0	0.000	0	0.000	0	0.000	0	0.000	0
	Trusts		0	0	0	0	0	0.000	0	0	0	0.000	0	0.000	0	0.000	0	0.000	0
	Clearing Memebers		0	0	0	0	0	0.000	0	0	0	0.000	0	0.000	0	0.000	0	0.000	0
	IEPF Authority		0	0	0	0	0	0.000	0	0	0	0.000	0	0.000	0	0.000	0	0.000	0
	Sub-Total (B)(3)		486	10014000	0	0	10014000	100.000	10014000	0	10014000	100.000	0	100.000	0	0.000	0	0.000	9774000
	Total Public Shareholding (B)=(B)(1)+(B)(2)+(B)(3)		486	10014000	0	0	10014000	100.000	10014000	0	10014000	100.000	0	100.000	0	0.000	0	0.000	9774000



Table IV - Statement showing shareholding pattern of the Non Promoter - Non Public shareholder

Table IV - Statement showing shareholding pattern of the Non Promoter - Non Public shareholder																			
	Category & Name of shareholders (I)	PAN (II)	Nos. of shareholder s (III)	No. of fully paid-up equity shares held (IV)	No. of partly paid-up equity shares held (V)	Nos. of shares underlying Depository Receipt (VI)	Total nos. shares held (VII) = (IV)+(V)+(VI)	Sharehold ing % calculated as per SCRR, 1957 As a % of (A+B+C2) (VIII)	Number of Voting Rights held in each class of securities (IX)				No. of Shares Underlying Outstandin g convertible securities (Including Warrants) (X)	Shareholding as a % assuming full conversion of convertible securities (as a percentage of diluted share capital) (XI)= (VII)+(X) as a % of (A+B+C)	Number of Locked in shares (XII)		Number of Shares pledged or otherwise encumbered (XIII)		Number of equity shares held in dematerialize d form (XIV)
									No. of Voting Rights			Total as a % of Total Voting rights			No. (a)	As a % of total Shares held (b)	No. (a)	As a % of total Shares held (b)	
									Class x	Class y	Total								
(1)	Custodian DR Holder																		
(2)	Employee Benefit Trust (under SEBI (share based Employee Benefit) Regulations, 2014																		
	Total Non-Promoter - Non-Public Shareholding (C)=(C1)+(C2)+(2)																		



Table V - Statement showing shareholding details of significant beneficial owner

Details of the significant beneficial owner (I)				Details of the registered owner (II)			Details of holding/ exercise of right of the SBO in the reporting company, whether direct or indirect :(III) Whether by virtue of:					
Sr No.	Name	PAN/Passport No. in case of a foreign national	Nationality	Name	PAN/Passport No. in case of a foreign national	Nationality	Shares %	Voting rights %	Rights on distributable dividend or any other distribution %	Exercise of control	Exercise of significant influence	Date of creation / acquisition of significant beneficial interest (IV)



Format of holding of specified securities

Annexure - I

1 Name of Listed Entity : HIPOLINE COMMERCE PRIVATE LIMITED

2 Scrip Code/Name of Scrip/Class of Security :

3 Share Holding Pattern Filed under: Reg. 31(1) (b) : As On **24/01/2020**

4 Declaration:

	Particulars	Yes	No
1	Whether the Listed Entity has issued any partly paid up shares		NO
2	Whether the Listed Entity has issued any Convertible Securities or Warrants?		NO
3	Whether the Listed Entity has any shares against which depository receipt are issued?		NO
4	Whether the Listed Entity has any shares in locked-in?		NO
5	Whether any shares held by promoters are pledge or otherwise encumbered?		NO

5 The tabular format for disclosure of holding of specified securities is as follows:-



Table I - Summary Statement holding of specified securities

Category (I)	Category of shareholder (II)	Nos. of sharehold ers (III)	No. of fully paid- up equity shares held (IV)	No. of partly paid-up equity shares held (V)	No. of shares underlying Depository Receipt (VI)	Total nos. shares held (VII) = (IV)+(V)+ (VI)	Sharehold ing as a % of total no. of shares (calculated as per SCRR, 1957) (VII) As a % of (A+B+C2)	Number of Voting Rights held in each class of securities (IX)			No. of Shares Underlying convertible securities (including Warrants) (X)	Shareholding as a % assuming full conversion of convertible securities (as a percentage of diluted share capital) (XI)=(VII)+(X) as a % of (A+B+C)	Number of Locked in shares (XII)		Number of Shares pledged or otherwise encumbered (XIII)		Number of equity shares held in dematerialized form (XIV)	
								No. of Voting Rights					Total as a % of (A+B+C)	No. (a)	As a % of total Shares held (b)	No. (a)		As a % of total Shares held (b)
								Class eg: x	Class eg: y	Total								
(A)	Promoter & Promoter Group	2	2051310	0	0	2051310	96.473	2051310	0	2051310	96.473	0	0.000	0	0.000	0		
(B)	Public	1	75000	0	0	75000	3.527	75000	0	75000	3.527	0	0.000	0	0.000	0		
(C)	Public																	
(C1)	Shares underlying DRs																	
(C2)	Shares held by Employee Trusts																	
	TOTAL	3	2126310	0		2126310	100.000	2126310	0	2126310	100.000	0	0.000	0	0.000	0		



Table II - Statement showing shareholding pattern of the Promoter and Promoter Group

	Category & Name of shareholders (I)	PAN (II)	Nos. of shareholders (III)	No. of fully paid-up equity shares held (IV)	No. of partly paid-up equity shares held (V)	Nos. of shares underlying Depository Receipt (VI)	Total nos. shares held (VII) = (IV)+(V)+(VI)	Shareholding % calculated as per SCRR, 1957 As a % of (A+B+C2) (VII)	Number of Voting Rights held in each class of securities (IX)				No. of Shares Underlying Outstanding convertible securities (including Warrants) (X)	Shareholding as a % assuming full conversion of convertible securities (as a percentage of diluted share capital) (XI) = (VII)+(X) as a % of (A+B+C)	Number of Locked In shares (XII)		Number of Shares pledged or otherwise encumbered (XIII)		Number of equity shares held in dematerialized form (XIV)
									No. of Voting Rights			Total as a % of Total Voting rights			No. (a)	As a % of total Shares held (b)	No. (a)	As a % of total Shares held (b)	
									Class x	Class y	Total								
(1)	Indian		0	0	0	0	0	0.000	0	0	0	0.000	0	0.000	0	0.000	0	0.000	0
(a)	Individuals/Hindu undivided Family		2	2051310	0	0	2051310	96.473	2051310	0	2051310	96.473	0	96.473	0	0.000	0	0.000	0
	DINESH R. AGARWAL	AAKPA8078K	0	2051210	0	0	2051210	96.468	2051210	0	2051210	96.468	0	96.468	0	0.000	0	0.000	0
	AKASH AGARWAL	AKGPA9494Q	0	100	0	0	100	0.005	100	0	100	0.005	0	0.005	0	0.000	0	0.000	0
(b)	Central Government/State Government(s)		0	0	0	0	0	0.000	0	0	0	0.000	0	0.000	0	0.000	0	0.000	0
(c)	Financial Institutions/Banks		0	0	0	0	0	0.000	0	0	0	0.000	0	0.000	0	0.000	0	0.000	0
(d)	Any Other		0	0	0	0	0	0.000	0	0	0	0.000	0	0.000	0	0.000	0	0.000	0
	Bodies Corporate		0	0	0	0	0	0.000	0	0	0	0.000	0	0.000	0	0.000	0	0.000	0
	Trusts		0	0	0	0	0	0.000	0	0	0	0.000	0	0.000	0	0.000	0	0.000	0
	Clearing Members		0	0	0	0	0	0.000	0	0	0	0.000	0	0.000	0	0.000	0	0.000	0
	Sub-Total (A)(1)		2	2151310	0	0	2051310	96.473	2151310	0	2151310	96.473	0	96.473	0	0.000	0	0.000	0
(2)	Foreign		0	0	0	0	0	0.000	0	0	0	0.000	0	0.000	0	0.000	0	0.000	0
(a)	Individuals (Non-Resident Individuals/Foreign Individuals)		0	0	0	0	0	0.000	0	0	0	0.000	0	0.000	0	0.000	0	0.000	0
(b)	Government		0	0	0	0	0	0.000	0	0	0	0.000	0	0.000	0	0.000	0	0.000	0
(c)	Institutions		0	0	0	0	0	0.000	0	0	0	0.000	0	0.000	0	0.000	0	0.000	0
(d)	Foreign Portfolio Investor		0	0	0	0	0	0.000	0	0	0	0.000	0	0.000	0	0.000	0	0.000	0
(e)	Any Other		0	0	0	0	0	0.000	0	0	0	0.000	0	0.000	0	0.000	0	0.000	0
	OCBs		0	0	0	0	0	0.000	0	0	0	0.000	0	0.000	0	0.000	0	0.000	0
	Sub-Total (A)(2)		0	0	0	0	0	0.000	0	0	0	0.000	0	0.000	0	0.000	0	0.000	0
	Total Shareholding of Promoter and Promoter Group (A)=(A)(1)+(A)(2)		2	2051310	0	0	2051310	96.473	2051310	0	2051310	96.473	0	96.473	0	0.000	0	0.000	0



Table III - Statement showing shareholding pattern of the Public shareholder

	Category & Name of shareholders (I)	PAN (II)	Nos. of shareholders (III)	No. of fully paid-up equity shares held (IV)	No. of partly paid-up equity shares held (V)	Nos. of shares underlying Depository Receipt (VI)	Total nos. shares held (VII) = (IV)+(V)+(VI)	Shareholding % calculated as per SCRR, 1957 As a % of (A+B+C2) (VIII)	Number of Voting Rights held in each class of securities (IX)				No. of Shares Underlying Outstanding convertible securities (including Warrants) (X)	Shareholding as a % assuming full conversion of convertible securities (as a percentage of diluted share capital) (XI) = (VII)+(X) as a % of (VIII)+(X) as a % of (VIII)	Number of Locked in shares (XII)		Number of Shares pledged or otherwise encumbered (XIII)		Number of equity shares held in dematerialized form (XIV)
									No. of Voting Rights			Total as a % of Total Voting rights			No. (a)	As a % of total Shares held (b)	No. (a)	As a % of total Shares held (b)	
									Class x	Class y	Total								
(1)	Institutions		0	0	0	0	0	0.000	0	0	0	0.000	0	0.000	0	0.000	0	0.000	0
(a)	Mutual Funds		0	0	0	0	0	0.000	0	0	0	0.000	0	0.000	0	0.000	0	0.000	0
(b)	Venture Capital Funds		0	0	0	0	0	0.000	0	0	0	0.000	0	0.000	0	0.000	0	0.000	0
(c)	Alternate Investment Funds		0	0	0	0	0	0.000	0	0	0	0.000	0	0.000	0	0.000	0	0.000	0
(d)	Foreign Venture Capital Investors		0	0	0	0	0	0.000	0	0	0	0.000	0	0.000	0	0.000	0	0.000	0
(e)	Foreign Portfolio Investors		0	0	0	0	0	0.000	0	0	0	0.000	0	0.000	0	0.000	0	0.000	0
(f)	Financial Institutions/Banks		0	0	0	0	0	0	0	0	0	0	0	0	0	0	0	0	0
(g)	Insurance Companies		0	0	0	0	0	0.000	0	0	0	0.000	0	0.000	0	0.000	0	0.000	0
(h)	Provident Funds/Pension Funds		0	0	0	0	0	0.000	0	0	0	0.000	0	0.000	0	0.000	0	0.000	0
(i)	Any Other		0	0	0	0	0	0.000	0	0	0	0.000	0	0.000	0	0.000	0	0.000	0
	Foreign Institutional Investors		0	0	0	0	0	0.000	0	0	0	0.000	0	0.000	0	0.000	0	0.000	0
	QFI - Corporate		0	0	0	0	0	0.000	0	0	0	0.000	0	0.000	0	0.000	0	0.000	0
	Sub-Total (B)(1)		0	0	0	0	0	0	0	0	0	0	0	0	0	0	0	0	0
(2)	Central Government/State Government(s)/President of India		0	0	0	0	0	0.000	0	0	0	0.000	0	0.000	0	0.000	0	0.000	0
	Sub-Total (B)(2)		0	0	0	0	0	0.000	0	0	0	0.000	0	0.000	0	0.000	0	0.000	0
(3)	Non-Institutions		0	0	0	0	0	0.000	0	0	0	0.000	0	0.000	0	0.000	0	0.000	0
(a)	Individuals		0	0	0	0	0	0.000	0	0	0	0.000	0	0.000	0	0.000	0	0.000	0
	i) Individual shareholders holding nominal share capital up to Rs.2 Lakhs.		0	0	0	0	0	0	0	0	0	0	0	0	0	0	0	0	0
	ii) Individual shareholders holding nominal share capital in excess of Rs.2 Lakhs.		0	0	0	0	0	0	0	0	0	0	0	0	0	0	0	0	0
(b)	NBFCs registered with RBI		0	0	0	0	0	0.000	0	0	0	0.000	0	0.000	0	0.000	0	0.000	0
(c)	Employee Trusts		0	0	0	0	0	0.000	0	0	0	0.000	0	0.000	0	0.000	0	0.000	0
	Overseas Depositors (holding DRs)(balancing figure)		0	0	0	0	0	0.000	0	0	0	0.000	0	0.000	0	0.000	0	0.000	0
(e)	Any Other		0	0	0	0	0	0.000	0	0	0	0.000	0	0.000	0	0.000	0	0.000	0
	Bodies Corporate		1	75000	0	0	75000	3.527	75000	0	0	75000	0	0	0	0	0	0	0
	NIHON IMPEX PRIVATE LIMITED	AAACN8852E	1	75000	0	0	75000	3.527	75000			3.527	0	0	0	0	0	0	0
	QFI - Individual		0	0	0	0	0	0.000	0	0	0	0.000	0	0.000	0	0.000	0	0.000	0
	NRI - Repatriable		0	0	0	0	0	0	0	0	0	0	0	0	0	0	0	0	0
	NRI - Non-Repatriable		0	0	0	0	0	0	0	0	0	0	0	0	0	0	0	0	0
	OCBs		0	0	0	0	0	0	0	0	0	0	0	0	0	0	0	0	0
	Trusts		0	0	0	0	0	0	0	0	0	0	0	0	0	0	0	0	0
	Clearing Members		0	0	0	0	0	0	0	0	0	0	0	0	0	0	0	0	0
	IEPF Authority		0	0	0	0	0	0	0	0	0	0	0	0	0	0	0	0	0
	Sub-Total (B)(3)		0	0	0	0	0	0	0	0	0	0	0	0	0	0	0	0	0
			0	0	0	0	0	0	0	0	0	0	0	0	0	0	0	0	0
	Total Public Shareholding (B)=(B)(1)+(B)(2)+(B)(3)		1	75000	3.527	0	75000	3.527	75000	0	75000	3.527	0	3.527	0	0	0	0	0



Table IV - Statement showing shareholding pattern of the Non Promoter - Non Public shareholder

Table IV - Statement showing Shareholding pattern of the Non Promoter - Non Public shareholder																			
	Category & Name of shareholders (I)	PAN (II)	Nos. of shareholders (III)	No. of fully paid-up equity shares held (IV)	No. of partly paid-up equity shares held (V)	Nos. of shares underlying Depository Receipt (VI)	Total nos. shares held (VII) = (IV)+(V)+(VI)	Shareholding % calculated as per SCRR, 1957 As a % of (A+B+C2) (VIII)	Number of Voting Rights held in each class of securities (IX)			No. of Shares Underlying Outstanding convertible securities (Including Warrants) (X)	Shareholding as a % assuming full conversion of convertible securities (as a percentage of diluted share capital) (XI)=	Number of Locked in shares (XII)		Number of Shares pledged or otherwise encumbered (XIII)		Number of equity shares held in dematerialized form (XIV)	
									No. of Voting Rights					Total as a % of Total Voting rights	No. (a)	As a % of total Shares held (b)	No. (a)		As a % of total Shares held (b)
									Class x	Class y	Total								
(1)	Custodian DR																		
(2)	Employee Benefit Trust (under SEBI (share based Employee Benefit) Regulations, 2014)																		
	Total Non-Promoter - Non-Public Shareholding																		



Table V - Statement showing shareholding details of significant beneficial owner

Details of the significant beneficial owner (I)				Details of the registered owner (II)			Details of holding/ exercise of right of the SBO in the reporting company, whether direct or indirect :(III) Whether by virtue of:					
Sr No.	Name	PAN/Passport No. in case of a foreign national	Nationality	Name	PAN/Passport No. in case of a foreign national	Nationality	Shares %	Voting rights %	Rights on distributable dividend or any other distribution %	Exercise of control	Exercise of significant influence	Date of creation / acquisition of significant beneficial interest (IV)



Format of holding of specified securities

Annexure - I

1 **Name of Listed Entity : LEXI EXPORTS PRIVATE LIMITED**

2 Scrip Code/Name of Scrip/Class of Security :

3 Share Holding Pattern Filed under: Reg. 31(1) (b) : As On **24/01/2020**

4 Declaration:

	Particulars	Yes	No
1	Whether the Listed Entity has issued any partly paid up shares		NO
2	Whether the Listed Entity has issued any Convertible Securities or Warrants?		NO
3	Whether the Listed Entity has any shares against which depository receipt are issued?		NO
4	Whether the Listed Entity has any shares in locked-in?		NO
5	Whether any shares held by promoters are pledge or otherwise encumbered?		NO

5 The tabular format for disclosure of holding of specified securities is as follows:-



Table I - Summary Statement holding of specified securities

Annexure - Statement of Voting Rights of Specified Securities																		
Category (I)	Category of shareholder (II)	Nos. of shareholders (III)	No. of fully paid-up equity shares held (IV)	No. of partly paid-up equity shares held (V)	No. of shares underlying Depository Receipt (VI)	Total nos. shares held (VII) = (IV)+(V)+(VI)	Shareholding as a % of total no. of shares (calculated as per SCRR, 1957) (VIII) As a % of (A+B+C2)	Number of Voting Rights held in each class of securities (IX)				No. of Shares Underlying convertible securities (including Warrants) (X)	Shareholding as a % assuming full conversion of convertible securities (as a percentage of diluted share capital) (XI)=(VII)+(X) as a % of (A+B+C)	Number of Locked in shares (XII)		Number of Shares pledged or otherwise encumbered (XIII)		Number of equity shares held in dematerialized form (XIV)
								No. of Voting Rights			Total as a % of (A+B+C)			No. (a)	As a % of total Shares held (b)	No. (a)	As a % of total Shares held (b)	
								Class eg: x	Class eg: y	Total								
(A)	Promoter & Promoter Group	2	142967	0	0	142967	100.000	142967	0	142967	100.000	0	100.000	0	0.000	0	0.000	0
(B)	Public	0	0	0	0	0	100.000	0	0	0	0.000	0	100.000	0	0.000	0	0.000	0
(C)	Public																	
(C1)	Shares underlying DRs																	
	Shares held by Employee Trusts																	
(C2)	Employee Trusts																	
	TOTAL	2	142967	0		142967	100.000	142967	0	142967	100.000	0	100.000	0	0.000	0	0.000	0



Table II - Statement showing shareholding pattern of the Promoter and Promoter Group

	Category & Name of shareholders (I)	PAN (II)	Nos. of shareholders (III)	No. of fully paid-up equity shares held (IV)	No. of partly paid-up equity shares held (V)	Nos. of shares underlying Depository Receipt (VI)	Total nos. shares held (VII) = (IV)+(V)+(VI)	Shareholding % calculated as per SCRR, 1957 As a % of (A+B+C) (VIII)	Number of Voting Rights held in each class of securities (IX)			No. of Shares Underlying Outstanding convertible securities (including Warrants) (X)	Shareholding as a % assuming full conversion of convertible securities (as a percentage of diluted share capital) (XI)= (VII)+(X) as a % of (A+B+C)	Number of Locked In shares (XII)		Number of Shares pledged or otherwise encumbered (XIII)		Number of equity shares held in dematerialized form (XIV)	
									No. of Voting Rights		Total as a % of Total Voting rights			No. (a)	As a % of total Shares held (b)	No. (a)	As a % of total Shares held (b)		
									Class x	Class y									
(1)	Indian		0	0	0	0	0	0.000	0	0	0	0.000	0	0.000	0	0.000	0	0	
(a)	Individuals/Hindu undivided Family		2	142967	0	0	142967	100.000	142967	0	142967	100.000	0	100.000	0	0.000	0	0.000	0
	ASHWIN GUPTA	ADVPG2250L	0	62917	0	0	62917	44.008	62917	0	62917	44.008	0	44.008	0	0.000	0	0.000	0
	SHWETA GUPTA	AGOPG4661P	0	80050	0	0	80050	55.992	80050	0	80050	55.992	0	55.992	0	0.000	0	0.000	0
(b)	Government/State Government(s)		0	0	0	0	0	0.000	0	0	0	0.000	0	0.000	0	0.000	0	0.000	0
(c)	Institutions/Banks		0	0	0	0	0	0.000	0	0	0	0.000	0	0.000	0	0.000	0	0.000	0
(d)	Any Other		0	0	0	0	0	0.000	0	0	0	0.000	0	0.000	0	0.000	0	0.000	0
	Bodies Corporate		0	0	0	0	0	0.000	0	0	0	0.000	0	0.000	0	0.000	0	0.000	0
	Trusts		0	0	0	0	0	0.000	0	0	0	0.000	0	0.000	0	0.000	0	0.000	0
	Clearing Members		0	0	0	0	0	0.000	0	0	0	0.000	0	0.000	0	0.000	0	0.000	0
	Sub-Total (A)(1)		2	142967	0	0	142967	100.000	142967	0	142967	100.000	0	100.000	0	0.000	0	0.000	0
(2)	Foreign		0	0	0	0	0	0.000	0	0	0	0.000	0	0.000	0	0.000	0	0.000	0
(a)	Resident Individuals/Foreign Individuals		0	0	0	0	0	0.000	0	0	0	0.000	0	0.000	0	0.000	0	0.000	0
	Government		0	0	0	0	0	0.000	0	0	0	0.000	0	0.000	0	0.000	0	0.000	0
	Institutions		0	0	0	0	0	0.000	0	0	0	0.000	0	0.000	0	0.000	0	0.000	0
	Investor		0	0	0	0	0	0.000	0	0	0	0.000	0	0.000	0	0.000	0	0.000	0
	Any Other		0	0	0	0	0	0.000	0	0	0	0.000	0	0.000	0	0.000	0	0.000	0
	OCBe		0	0	0	0	0	0.000	0	0	0	0.000	0	0.000	0	0.000	0	0.000	0
	Sub-Total (A)(2)		0	0	0	0	0	0.000	0	0	0	0.000	0	0.000	0	0.000	0	0.000	0
	of Promoter and Promoter Group (A)=(A)(1)+(A)(2)		2	142967	0	0	142967	100.000	142967	0	142967	100.000	0	100.000	0	0.000	0	0.000	0



Table III - Statement showing shareholding pattern of the Public shareholder

Annexure A: Statement showing shareholding pattern of the Public Shareholder																			
	Category & Name of shareholders (I)	PAN (II)	Nos. of share holders (III)	No. of fully paid-up equity shares held (IV)	No. of partly paid-up equity shares held (V)	Nos. of shares underlying Depository Receipt (VI)	Total nos. shares held (VII) = (IV)+(V)+(VI)	Shareholding % calculated as per SCRR, 1957 As a % of (A+B+C2) (VIII)	Number of Voting Rights held in each class of securities (IX)				No. of Shares Underlying Outstanding convertible securities (Including Warrants) (X)	Shareholding as a % assuming full conversion of convertible securities (as a percentage of diluted share capital) (XI)= (VII)+(X) as a % of (A+B+C)	Number of Locked in shares (XII)		Number of Shares pledged or otherwise encumbered (XIII)		Number of equity shares held in dematerialized form (XIV)
									No. of Voting Rights			Total as a % of Total Voting rights			No. (a)	As a % of total Shares held (b)	No. (a)	As a % of total Shares held (b)	
									Class x	Class y	Total								
(1)	Institutions		0	0	0	0	0	0.000	0	0	0	0.000	0	0.000	0	0.000	0	0.000	0
(a)	Mutual Funds		0	0	0	0	0	0.000	0	0	0	0.000	0	0.000	0	0.000	0	0.000	0
(b)	Venture Capital Funds		0	0	0	0	0	0.000	0	0	0	0.000	0	0.000	0	0.000	0	0.000	0
(c)	Alternate Investment Funds		0	0	0	0	0	0.000	0	0	0	0.000	0	0.000	0	0.000	0	0.000	0
(d)	Foreign Venture Capital Investors		0	0	0	0	0	0.000	0	0	0	0.000	0	0.000	0	0.000	0	0.000	0
(e)	Foreign Portfolio Investors		0	0	0	0	0	0.000	0	0	0	0.000	0	0.000	0	0.000	0	0.000	0
(f)	Financial Institutions/Banks		0	0	0	0	0	0	0	0	0	0	0	0	0	0	0	0	0
(g)	Insurance Companies		0	0	0	0	0	0.000	0	0	0	0.000	0	0.000	0	0.000	0	0.000	0
(h)	Provident Funds/Pension Funds		0	0	0	0	0	0.000	0	0	0	0.000	0	0.000	0	0.000	0	0.000	0
(i)	Any Other		0	0	0	0	0	0.000	0	0	0	0.000	0	0.000	0	0.000	0	0.000	0
	Foreign Institutional Investors		0	0	0	0	0	0.000	0	0	0	0.000	0	0.000	0	0.000	0	0.000	0
	QFI - Corporate		0	0	0	0	0	0.000	0	0	0	0.000	0	0.000	0	0.000	0	0.000	0
	Sub-Total (B)(1)		0	0	0	0	0	0	0	0	0	0	0	0	0	0	0	0	0
(2)	Central Government/State Government(s)/President of India		0	0	0	0	0	0.000	0	0	0	0.000	0	0.000	0	0.000	0	0.000	0
	Sub-Total (B)(2)		0	0	0	0	0	0.000	0	0	0	0.000	0	0.000	0	0.000	0	0.000	0
(3)	Non-Institutions		0	0	0	0	0	0.000	0	0	0	0.000	0	0.000	0	0.000	0	0.000	0
(a)	Individuals		0	0	0	0	0	0.000	0	0	0	0.000	0	0.000	0	0.000	0	0.000	0
	i) Individual shareholders holding nominal share capital up to Rs.2 Lakhs.		0	0	0	0	0	0	0	0	0	0	0	0	0	0	0	0	0
	ii) Individual shareholders holding nominal share capital in excess of Rs.2 Lakhs.		0	0	0	0	0	0	0	0	0	0	0	0	0	0	0	0	0
(b)	NBFCs registered with RBI		0	0	0	0	0	0.000	0	0	0	0.000	0	0.000	0	0.000	0	0.000	0
(c)	Employee Trusts		0	0	0	0	0	0.000	0	0	0	0.000	0	0.000	0	0.000	0	0.000	0
(d)	Overseas Depositors (holding DRs)(balancing figure)		0	0	0	0	0	0.000	0	0	0	0.000	0	0.000	0	0.000	0	0.000	0
(e)	Any Other		0	0	0	0	0	0.000	0	0	0	0.000	0	0.000	0	0.000	0	0.000	0
	Bodies Corporate		0	0	0	0	0	0	0	0	0	0	0	0	0	0	0	0	0
	QFI - Individual		0	0	0	0	0	0.000	0	0	0	0.000	0	0.000	0	0.000	0	0.000	0
	NRI - Repatriable		0	0	0	0	0	0	0	0	0	0	0	0	0	0	0	0	0
	NRI - Non-Repatriable		0	0	0	0	0	0	0	0	0	0	0	0	0	0	0	0	0
	OCBs		0	0	0	0	0	0	0	0	0	0	0	0	0	0	0	0	0
	Trusts		0	0	0	0	0	0	0	0	0	0	0	0	0	0	0	0	0
	Clearing Members		0	0	0	0	0	0	0	0	0	0	0	0	0	0	0	0	0
	IEPF Authority		0	0	0	0	0	0	0	0	0	0	0	0	0	0	0	0	0
	Sub-Total (B)(3)		0	0	0	0	0	0	0	0	0	0	0	0	0	0	0	0	0
	Total Public Shareholding (B)=(B)(1)+(B)(2)+(B)(3)		0	0	0	0	0	0	0	0	0	0	0	0	0	0	0	0	0



Table IV - Statement showing shareholding pattern of the Non Promoter - Non Public shareholder

	Category & Name of shareholders (I)	PAN (II)	Nos. of shareholder s (III)	No. of fully paid-up equity shares held (IV)	No. of partly paid-up equity shares held (V)	Nos. of shares underlying Depository Receipt (VI)	Total nos. shares held (VII) = (IV)+(V)+(VI)	Shareholding % calculated as per SCRR, 1957 As a % of (A+B+C2) (VIII)	Number of Voting Rights held in each class of securities (IX)				No. of Shares Underlying Outstanding convertible securities (Including Warrants) (X)	Shareholding as a % assuming full conversion of convertible securities (as a percentage of diluted share capital) (XI)= (VII)+(X) as a % of (A+B+C)	Number of Locked in shares (XII)		Number of Shares pledged or otherwise encumbered (XIII)		Number of equity shares held in dematerialized form (XIV)
									No. of Voting Rights			Total as a % of Total Voting rights			No. (a)	As a % of total Shares held (b)	No. (a)	As a % of total Shares held (b)	
									Class x	Class y	Total								
(1)	Custodian DR Holder																		
(2)	Employee Benefit Trust (under SEBI (share based Employee Benefit) Regulations, 2014																		
	Total Non-Promoter - Non-Public Shareholding (C)=(C)(1)+(C)(2)																		



Table V - Statement showing shareholding details of significant beneficial owner

Details of the significant beneficial owner (I)				Details of the registered owner (II)			Details of holding/ exercise of right of the SBO in the reporting company, whether direct or indirect : (III) Whether by virtue of:					
Sr No.	Name	PAN/Passport No. in case of a foreign national	Nationality	Name	PAN/Passport No. in case of a foreign national	Nationality	Shares %	Voting rights %	Rights on distributable dividend or any other distribution %	Exercise of control	Exercise of significant influence	Date of creation / acquisition of significant beneficial interest (IV)



Format of holding of specified securities

Annexure - I

- 1 Name of Listed Entity : RICHIE CREDIT & FINANCE PRIVATE LIMITED**
- 2 Scrip Code/Name of Scrip/Class of Security :
- 3 Share Holding Pattern Filed under: Reg. 31(1) (b) : As On **24/01/2020**
- 4 Declaration:

	Particulars	Yes	No
1	Whether the Listed Entity has issued any partly paid up shares		NO
2	Whether the Listed Entity has issued any Convertible Securities or Warrants?		NO
3	Whether the Listed Entity has any shares against which depository receipt are issued?		NO
4	Whether the Listed Entity has any shares in locked-in?		NO
5	Whether any shares held by promoters are pledge or otherwise encumbered?		NO

- 5 The tabular format for disclosure of holding of specified securities is as follows:-



Table I - Summary Statement holding of specified securities

Category (I)	Category of shareholder (II)	Nos. of shareholders (III)	No. of fully paid-up equity shares held (IV)	No. of partly paid-up equity shares held (V)	No. of shares underlying Depository Receipt (VI)	Total nos. shares held (VII) = (IV)+(V)+(VI)	Shareholding as a % of total no. of shares (calculated as per SCRR, 1957) (VIII) As a % of (A+B+C2)	Number of Voting Rights held in each class of securities (IX)				No. of Shares Underlying convertible securities (Including Warrants) (X)	Shareholding as a % assuming full conversion of convertible securities (as a percentage of diluted share capital) (XI)=(VII)+(X) as a % of (A+B+C)	Number of Locked in shares (XII)		Number of Shares pledged or otherwise encumbered (XIII)		Number of equity shares held in dematerialized form (XIV)
								No. of Voting Rights			Total as a % of (A+B+C)			No. (a)	As a % of total Shares held (b)	No. (a)	As a % of total Shares held (b)	
								Class eg: x	Class eg: y	Total								
(A)	Promoter & Promoter Group	2	102000	0	0	102000	100.000	102000	0	102000	100.000	0	100.000	0	0.000	0	0.000	0
(B)	Public	0	0	0	0	0	100.000	0	0	0	0.000	0	100.000	0	0.000	0	0.000	0
(C)	Non Promoter - Non Public																	
(C1)	Shares underlying DRs																	
(C2)	Shares held by Employee Trusts																	
	TOTAL	2	102000	0		102000	100.000	102000	0	102000	100.000	0	100.000	0	0.000	0	0.000	0



Table II - Statement showing shareholding pattern of the Promoter and Promoter Group

Table II - Statement showing shareholding pattern of the Promoter and Promoter Group																			
	Category & Name of shareholders (i)	PAN (ii)	Nos. of shareholders (iii)	No. of fully paid-up equity shares held (iv)	No. of partly paid-up equity shares held (v)	Nos. of shares underlying Depository Receipts (vi)	Total nos. shares held (vii) = (iv)+(v)+(vi)	Shareholding % calculated as per SCRR, 1957 As a % of (A+B+C2) (viii)	Number of Voting Rights held in each class of securities (ix)				No. of Shares Underlying Outstanding convertible securities (including Warrants) (x)	Shareholding as a % assuming full conversion of convertible securities (as a percentage of diluted share capital) (xi) = (vii)+(x) as a % of (A+B+C)	Number of Locked in shares (xii)		Number of Shares pledged or otherwise encumbered (xiii)		Number of equity shares held in dematerialized form (xiv)
									No. of Voting Rights			Total as a % of Total Voting rights			No. (a)	As a % of total Shares held (b)	No. (a)	As a % of total Shares held (b)	
									Class X	Class Y	Total								
(1)	Indian		0	0	0	0	0	0.000	0	0	0	0.000	0	0.000	0	0.000	0	0.000	0
(a)	Individuals/Hindu undivided Family		2	102000	0	0	102000	100.000	102000	0	102000	100.000	0	100.000	0	0.000	0	0.000	0
	ASHWIN GUPTA	ADVPG225DL	0	51000	0	0	51000	50.000	51000	0	51000	50.000	0	50.000	0	0.000	0	0.000	0
	SHWETA GUPTA	AGOPG4861P	0	51000	0	0	51000	50.000	51000	0	51000	50.000	0	50.000	0	0.000	0	0.000	0
(b)	Central Government/State Government(s)		0	0	0	0	0	0.000	0	0	0	0.000	0	0.000	0	0.000	0	0.000	0
	Financial Institutions/Banks		0	0	0	0	0	0.000	0	0	0	0.000	0	0.000	0	0.000	0	0.000	0
	Any Other		0	0	0	0	0	0.000	0	0	0	0.000	0	0.000	0	0.000	0	0.000	0
(c)	Bodies Corporate		0	0	0	0	0	0.000	0	0	0	0.000	0	0.000	0	0.000	0	0.000	0
	Trusts		0	0	0	0	0	0.000	0	0	0	0.000	0	0.000	0	0.000	0	0.000	0
	Clearing Members		0	0	0	0	0	0.000	0	0	0	0.000	0	0.000	0	0.000	0	0.000	0
	Sub-Total (A)(1)		2	102000	0	0	102000	100.000	102000	0	102000	100.000	0	100.000	0	0.000	0	0.000	0
(2)	Foreign		0	0	0	0	0	0.000	0	0	0	0.000	0	0.000	0	0.000	0	0.000	0
(a)	Individuals (Non-Resident Individuals/Foreign Individuals)		0	0	0	0	0	0.000	0	0	0	0.000	0	0.000	0	0.000	0	0.000	0
	Government		0	0	0	0	0	0.000	0	0	0	0.000	0	0.000	0	0.000	0	0.000	0
	Institutions		0	0	0	0	0	0.000	0	0	0	0.000	0	0.000	0	0.000	0	0.000	0
(b)	Foreign Portfolio Investor		0	0	0	0	0	0.000	0	0	0	0.000	0	0.000	0	0.000	0	0.000	0
	Any Other		0	0	0	0	0	0.000	0	0	0	0.000	0	0.000	0	0.000	0	0.000	0
	OCBs		0	0	0	0	0	0.000	0	0	0	0.000	0	0.000	0	0.000	0	0.000	0
	Sub-Total (A)(2)		0	0	0	0	0	0.000	0	0	0	0.000	0	0.000	0	0.000	0	0.000	0
	Total Shareholding of Promoter and Promoter Group (A)=(A)(1)+(A)(2)		2	102000	0	0	102000	100.000	102000	0	102000	100.000	0	100.000	0	0.000	0	0.000	0



Table III - Statement showing shareholding pattern of the Public shareholder

	Category & Name of shareholders (I)	PAN (II)	Nos. of shareholders (III)	No. of fully paid-up equity shares held (IV)	No. of partly paid-up equity shares held (V)	Nos. of shares underlying Depository Receipt (VI)	Total nos. shares held (VII) = (IV)+(V)+(VI)	Shareholding % calculated as per SCRR, 1957 As a % of (A+B+C2) (VIII)	Number of Voting Rights held in each class of securities (IX)				No. of Shares Underlying Outstanding convertible securities (Including Warrants) (X)	Shareholding as a % assuming full conversion of convertible securities (as a percentage of diluted share capital) (XI)= (VII)+(X) as a % of (A+B+C)	Number of Locked in shares (XII)		Number of Shares pledged or otherwise encumbered (XIII)		Number of equity shares held in dematerialized form (XIV)
									No. of Voting Rights			Total as a % of Total Voting rights			No. (a)	As a % of total Shares held (b)	No. (a)	As a % of total Shares held (b)	
									Class x	Class y	Total								
(1)	Institutions		0	0	0	0	0	0.000	0	0	0	0.000	0	0.000	0	0.000	0	0.000	0
(a)	Mutual Funds		0	0	0	0	0	0.000	0	0	0	0.000	0	0.000	0	0.000	0	0.000	0
(b)	Venture Capital Funds		0	0	0	0	0	0.000	0	0	0	0.000	0	0.000	0	0.000	0	0.000	0
(c)	Alternate Investment Funds		0	0	0	0	0	0.000	0	0	0	0.000	0	0.000	0	0.000	0	0.000	0
(d)	Foreign Venture Capital Investors		0	0	0	0	0	0.000	0	0	0	0.000	0	0.000	0	0.000	0	0.000	0
(e)	Foreign Portfolio Investors		0	0	0	0	0	0.000	0	0	0	0.000	0	0.000	0	0.000	0	0.000	0
(f)	Financial Institutions/Banks		0	0	0	0	0	0	0	0	0	0	0	0	0	0	0	0	0
(g)	Insurance Companies		0	0	0	0	0	0.000	0	0	0	0.000	0	0.000	0	0.000	0	0.000	0
(h)	Provident Funds/Pension Funds		0	0	0	0	0	0.000	0	0	0	0.000	0	0.000	0	0.000	0	0.000	0
(i)	Any Other		0	0	0	0	0	0.000	0	0	0	0.000	0	0.000	0	0.000	0	0.000	0
	Foreign Institutional Investors		0	0	0	0	0	0.000	0	0	0	0.000	0	0.000	0	0.000	0	0.000	0
	QFI - Corporate		0	0	0	0	0	0.000	0	0	0	0.000	0	0.000	0	0.000	0	0.000	0
	Sub-Total (B)(1)		0	0	0	0	0	0	0	0	0	0	0	0	0	0	0	0	0
(2)	Central Government/State Government(s)/President of India		0	0	0	0	0	0.000	0	0	0	0.000	0	0.000	0	0.000	0	0.000	0
	Sub-Total (B)(2)		0	0	0	0	0	0.000	0	0	0	0.000	0	0.000	0	0.000	0	0.000	0
(3)	Non-Institutions		0	0	0	0	0	0.000	0	0	0	0.000	0	0.000	0	0.000	0	0.000	0
(a)	Individuals		0	0	0	0	0	0.000	0	0	0	0.000	0	0.000	0	0.000	0	0.000	0
	i) Individual shareholders holding nominal share capital up to Rs.2 Lakhs.		0	0	0	0	0	0	0	0	0	0	0	0	0	0	0	0	0
	ii) Individual shareholders holding nominal share capital in excess of Rs.2 Lakhs.		0	0	0	0	0	0	0	0	0	0	0	0	0	0	0	0	0
(b)	NBFCs registered with RBI		0	0	0	0	0	0.000	0	0	0	0.000	0	0.000	0	0.000	0	0.000	0
(c)	Employee Trusts		0	0	0	0	0	0.000	0	0	0	0.000	0	0.000	0	0.000	0	0.000	0
(d)	Overseas Depositors (holding DRs)(balancing figure)		0	0	0	0	0	0.000	0	0	0	0.000	0	0.000	0	0.000	0	0.000	0
(e)	Any Other		0	0	0	0	0	0.000	0	0	0	0.000	0	0.000	0	0.000	0	0.000	0
	Bodies Corporate		0	0	0	0	0	0	0	0	0	0	0	0	0	0	0	0	0
	QFI - Individual		0	0	0	0	0	0.000	0	0	0	0.000	0	0.000	0	0.000	0	0.000	0
	NRI - Repatriable		0	0	0	0	0	0	0	0	0	0	0	0	0	0	0	0	0
	NRI - Non-Repatriable		0	0	0	0	0	0	0	0	0	0	0	0	0	0	0	0	0
	OCBs		0	0	0	0	0	0	0	0	0	0	0	0	0	0	0	0	0
	Trusts		0	0	0	0	0	0	0	0	0	0	0	0	0	0	0	0	0
	Clearing Members		0	0	0	0	0	0	0	0	0	0	0	0	0	0	0	0	0
	IEPF Authority		0	0	0	0	0	0	0	0	0	0	0	0	0	0	0	0	0
	Sub-Total (B)(3)		0	0	0	0	0	0	0	0	0	0	0	0	0	0	0	0	0
			0	0	0	0	0	0	0	0	0	0	0	0	0	0	0	0	0
	Total Public Shareholding (B)=(B)(1)+(B)(2)+(B)(3)		0	0	0	0	0	0	0	0	0	0	0	0	0	0	0	0	0



Table IV - Statement showing shareholding pattern of the Non Promoter - Non Public shareholder

	Category & Name of shareholders (I)	PAN (II)	Nos. of shareholders (III)	No. of fully paid-up equity shares held (IV)	No. of partly paid-up equity shares held (V)	Nos. of shares underlying Depository Receipt (VI)	Total nos. shares held (VII) = (IV)+(V)+(VI)	Shareholding % calculated as per SCRR, 1957 As a % of (A+B+C2) (VIII)	Number of Voting Rights held in each class of securities (IX)			No. of Shares Underlying Outstanding convertible securities (Including Warrants) (X)	Shareholding as a % assuming full conversion of convertible securities (as a percentage of diluted share capital) (XI)= (VII)+(X) as a % of (A+B+C)	Number of Locked in shares (XII)		Number of Shares pledged or otherwise encumbered (XIII)		Number of equity shares held in dematerialized form (XIV)	
									No. of Voting Rights					Total as a % of Total Voting rights	No. (a)	As a % of total Shares held (b)	No. (a)		As a % of total Shares held (b)
									Class x	Class y	Total								
(1)	Custodian DR Holder																		
(2)	Employee Benefit Trust (under SEBI (share based Employee Benefit) Regulations, 2014																		
	Total Non-Promoter - Non-Public Shareholding (C)=(C)(1)+(C)+(2)																		



Table V - Statement showing shareholding details of significant beneficial owner

Details of the significant beneficial owner (I)				Details of the registered owner (II)			Details of holding/ exercise of right of the SBO in the reporting company, whether direct or indirect :(III) Whether by virtue of:					
Sr No.	Name	PAN/Passport No. in case of a foreign national	Nationality	Name	PAN/Passport No. in case of a foreign national	Nationality	Shares %	Voting rights %	Rights on distributabl e dividend or any other distribution %	Exercise of control	Exercise of significant influence	Date of creation / acquisition of significant beneficial interest (IV)



**SHAREHOLDING PATTERN
OF
ALL COMPANIES
(PRE-AMALGAMATION)

(WITHOUT PAN)**

Format of holding of specified securities

Annexure - I

- 1 **Name of Listed Entity : GALLANTT ISPAT LTD.**
- 2 Scrip Code/Name of Scrip/Class of Security :
- 3 Share Holding Pattern Filed under: Reg. 31(1) (b) : As On **24/01/2020**
- 4 Declaration:

	Particulars	Yes	No
1	Whether the Listed Entity has issued any partly paid up shares		NO
2	Whether the Listed Entity has issued any Convertible Securities or Warrants?		NO
3	Whether the Listed Entity has any shares against which depository receipt are issued?		NO
4	Whether the Listed Entity has any shares in locked-in?		NO
5	Whether any shares held by promoters are pledge or otherwise encumbered?		NO

- 5 The tabular format for disclosure of holding of specified securities is as follows:-



Table I - Summary Statement holding of specified securities

Category (I)	Category of shareholder (II)	Nos. of shareholders (III)	No. of fully paid-up equity shares held (IV)	No. of partly paid-up equity shares held (V)	No. of shares underlying Depository Receipt (VI)	Total nos. shares held (VII) = (IV)+(V)+(VI)	Shareholding as a % of total no. of shares (calculated as per SCRR, 1957) (VIII) As a % of (A+B+C2)	Number of Voting Rights held in each class of securities (IX)				No. of Shares Underlying convertible securities (including Warrants) (X)	Shareholding as a % assuming full conversion of convertible securities (as a percentage of diluted share capital) (XI)=(VII)+(X) as a % of (A+B+C)	Number of Locked in shares (XII)		Number of Shares pledged or otherwise encumbered (XIII)		Number of equity shares held in dematerialized form (XIV)
								No. of Voting Rights			Total as a % of (A+B+C)			No. (a)	As a % of total Shares held (b)	No. (a)	As a % of total Shares held (b)	
								Class eg: x	Class eg: y	Total								
(A)	Promoter & Promoter Group	15	178155230	0	0	178155230	63.095	178155230	0	178155230	63.095	0	63.095	0	0.000	0	0.000	178155230
(B)	Public	3347	104205490	0	0	104205490	36.905	104205490	0	104205490	36.905	0	36.905	0	0.000	0	0.000	104205490
(C)	Public																	
(C1)	Shares underlying DRs																	
(C2)	Shares held by Employee Trusts																	
	TOTAL	3362	282360720	0		282360720	100.000	282360720	0	282360720	100.000	0	100.000	0	0.000	0	0.000	282360660



Table II - Statement showing shareholding pattern of the Promoter and Promoter Group

	Category & Name of shareholders (I)	Nos. of shareholder s (II)	No. of fully paid-up equity shares held (III)	No. of partly paid-up equity shares held (IV)	Nos. of shares underlying Depository Receipts (V)	Total nos. shares held (VI) = (III)+(IV)+(V)	Shareholding % calculated as per SCRR, 1957 As a % of (A+B+C2) (VII)	Number of Voting Rights held in each class of securities (VIII)				No. of Shares Underlying Outstanding convertible securities (including Warrants) (IX)	Shareholding as a % assuming full conversion of convertible securities (as a percentage of diluted share capital) (X)= (VI)+(IX) as a % of (A+B+C)	Number of Locked in shares (XI)		Number of Shares pledged or otherwise encumbered (XII)		Number of equity shares held in dematerialized form (XIII)
								No. of Voting Rights			Total as a % of Total Voting rights			No. (a)	As a % of total Shares = held (b)	No. (a)	As a % of total Shares held (b)	
								Class x	Class y	Total								
(1)	Indian	0	0	0	0	0	0.000	0	0	0	0.000	0	0.000	0	0.000	0	0.000	0
(a)	Individuals/Hindu undivided Family	14	105635310	0	0	105635310	37.411	105635310	0	105635310	37.411	0	37.411	0	0.000	0	0.000	105635310
	ASHUTOSH AGARWAL	0	2621670	0	0	2621670	0.928	2621670	0	2621670	0.928	0	0.928	0	0.000	0	0.000	2621670
	CHANDNI AGRAWAL	0	120830	0	0	120830	0.043	120830	0	120830	0.043	0	0.043	0	0.000	0	0.000	120830
	CHANDRA PRAKASH AGARWAL	0	52340040	0	0	52340040	18.537	52340040	0	52340040	18.537	0	18.537	0	0.000	0	0.000	52340040
	CHANDRA PRAKASH AGRAWAL HUF	0	5334930	0	0	5334930	1.889	5334930	0	5334930	1.889	0	1.889	0	0.000	0	0.000	5334930
	MADHU AGARWAL	0	3521450	0	0	3521450	1.247	3521450	0	3521450	1.247	0	1.247	0	0.000	0	0.000	3521450
	MAYANK AGARWAL	0	6929370	0	0	6929370	2.454	6929370	0	6929370	2.454	0	2.454	0	0.000	0	0.000	6929370
	NITIN MAHAVIR KANDOI	0	475000	0	0	475000	0.166	475000	0	475000	0.166	0	0.166	0	0.000	0	0.000	475000
	PREM PRAKASH AGARWAL	0	2592130	0	0	2592130	0.918	2592130	0	2592130	0.918	0	0.918	0	0.000	0	0.000	2592130
	PREM PRAKASH AGRAWAL HUF	0	5969350	0	0	5969350	2.114	5969350	0	5969350	2.114	0	2.114	0	0.000	0	0.000	5969350
	SANTOSH KUMAR AGARWAL	0	2207080	0	0	2207080	0.782	2207080	0	2207080	0.782	0	0.782	0	0.000	0	0.000	2207080
	SANTOSH KUMAR AGRAWAL HUF	0	5967170	0	0	5967170	2.113	5967170	0	5967170	2.113	0	2.113	0	0.000	0	0.000	5967170
	SHYAMA AGRAWAL	0	5353030	0	0	5353030	1.896	5353030	0	5353030	1.896	0	1.896	0	0.000	0	0.000	5353030
	SMRITI AGARWAL	0	807450	0	0	807450	0.286	807450	0	807450	0.286	0	0.286	0	0.000	0	0.000	807450
	UMA AGARWAL	0	11395810	0	0	11395810	4.036	11395810	0	11395810	4.036	0	4.036	0	0.000	0	0.000	11395810
(b)	Central Government/State Government(s)	0	0	0	0	0	0.000	0	0	0	0.000	0	0.000	0	0.000	0	0.000	0
	Financial Institutions/Banks	0	0	0	0	0	0.000	0	0	0	0.000	0	0.000	0	0.000	0	0.000	0
(c)	Any Other	0	0	0	0	0	0.000	0	0	0	0.000	0	0.000	0	0.000	0	0.000	0
(d)	Bodies Corporate	1	72519920	0	0	72519920	25.683	72519920	0	72519920	25.683	0	25.683	0	0.000	0	0.000	72519920
	GALLANTT METAL LIMITED	0	72519920	0	0	72519920	25.683	72519920	0	72519920	25.683	0	25.683	0	0.000	0	0.000	72519920
	Trusts	0	0	0	0	0	0.000	0	0	0	0.000	0	0.000	0	0.000	0	0.000	0
	Cleaning Members	0	0	0	0	0	0.000	0	0	0	0.000	0	0.000	0	0.000	0	0.000	0
	Sub-Total (A)(1)	15	178155230	0	0	178155230	63.095	178155230	0	178155230	63.095	0	63.095	0	0.000	0	0.000	178155230
(2)	Foreign	0	0	0	0	0	0.000	0	0	0	0.000	0	0.000	0	0.000	0	0.000	0
	Individuals (Non-Resident Individuals)/Foreign Individuals	0	0	0	0	0	0.000	0	0	0	0.000	0	0.000	0	0.000	0	0.000	0
(a)	Government	0	0	0	0	0	0.000	0	0	0	0.000	0	0.000	0	0.000	0	0.000	0
(b)	Institutions	0	0	0	0	0	0.000	0	0	0	0.000	0	0.000	0	0.000	0	0.000	0
(c)	Foreign Portfolio Investor	0	0	0	0	0	0.000	0	0	0	0.000	0	0.000	0	0.000	0	0.000	0
(d)	Any Other	0	0	0	0	0	0.000	0	0	0	0.000	0	0.000	0	0.000	0	0.000	0
(e)	OCBs	0	0	0	0	0	0.000	0	0	0	0.000	0	0.000	0	0.000	0	0.000	0
	Sub-Total (A)(2)	0	0	0	0	0	0.000	0	0	0	0.000	0	0.000	0	0.000	0	0.000	0
	Total Shareholding of Promoter and Promoter Group (A)=(A)(1)+(A)(2)	15	178155230	0	0	178155230	63.095	178155230	0	178155230	63.095	0	63.095	0	0.000	0	0.000	178155230



Table III - Statement showing shareholding pattern of the Public shareholder

Annexure - Statement showing shareholding pattern of the Public Shareholder																		
	Category & Name of shareholders (I)	Nos. of shareholders (II)	No. of fully paid-up equity shares held (III)	No. of partly paid-up equity shares held (IV)	Nos. of shares underlying Depository Receipt (V)	Total nos. shares held (VI) = (III)+(IV)+(V)	Shareholding % calculated as per SCRR, 1957 As a % of (A+B+C2) (VII)	Number of Voting Rights held in each class of securities (VIII)				No. of Shares Underlying Outstanding convertible securities (Including Warrants) (IX)	Shareholding as a % assuming full conversion of convertible securities (as a percentage of diluted share capital) (X)= (VI)+(IX) as a % of (A+B+C)	Number of Locked in shares (XI)		Number of Shares pledged or otherwise encumbered (XII)		Number of equity shares held in dematerialized form (XIII)
								No. of Voting Rights			Total as a % of Total Voting rights			No. (a)	As a % of total Shares held (b)	No. (a)	As a % of total Shares held (b)	
								Class x	Class y	Total								
(1)	Institutions	0	0	0	0	0	0.000	0	0	0	0.000	0	0.000	0	0.000	0	0.000	0
(a)	Mutual Funds	0	0	0	0	0	0.000	0	0	0	0.000	0	0.000	0	0.000	0	0.000	0
(b)	Venture Capital Funds	0	0	0	0	0	0.000	0	0	0	0.000	0	0.000	0	0.000	0	0.000	0
(c)	Alternate Investment Funds	0	0	0	0	0	0.000	0	0	0	0.000	0	0.000	0	0.000	0	0.000	0
(d)	Foreign Venture Capital Investors	0	0	0	0	0	0.000	0	0	0	0.000	0	0.000	0	0.000	0	0.000	0
(e)	Foreign Portfolio Investors	0	0	0	0	0	0.000	0	0	0	0.000	0	0.000	0	0.000	0	0.000	0
(f)	Financial Institutions/Banks	1	97708	0	0	97708	0.035	97708	0	97708	0.035	0	0.035	0	0.000	0	0.000	97708
(g)	Insurance Companies	0	0	0	0	0	0.000	0	0	0	0.000	0	0.000	0	0.000	0	0.000	0
(h)	Provident Funds/Pension Funds	0	0	0	0	0	0.000	0	0	0	0.000	0	0.000	0	0.000	0	0.000	0
(i)	Any Other	0	0	0	0	0	0.000	0	0	0	0.000	0	0.000	0	0.000	0	0.000	0
	Foreign Institutional Investors	0	0	0	0	0	0.000	0	0	0	0.000	0	0.000	0	0.000	0	0.000	0
	QFI - Corporate	0	0	0	0	0	0.000	0	0	0	0.000	0	0.000	0	0.000	0	0.000	0
	Sub-Total (B)(1)	1	97708	0	0	97708	0.035	97708	0	97708	0.035	0	0.035	0	0.000	0	0.000	97708
(2)	Central Government/State Government(s)/President of India	0	0	0	0	0	0.000	0	0	0	0.000	0	0.000	0	0.000	0	0.000	0
	Sub-Total (B)(2)	0	0	0	0	0	0.000	0	0	0	0.000	0	0.000	0	0.000	0	0.000	0
(3)	Non-Institutions	0	0	0	0	0	0.000	0	0	0	0.000	0	0.000	0	0.000	0	0.000	0
(a)	Individuals	0	0	0	0	0	0.000	0	0	0	0.000	0	0.000	0	0.000	0	0.000	0
	i) Individual shareholders holding nominal share capital up to Rs.2 Lakhs.	3233	4488306	0	0	4488306	1.590	4488306	0	4488306	1.590	0	1.590	0	0.000	0	0.000	4488246
	ii) Individual shareholders holding nominal share capital in excess of Rs.2 Lakhs.	2	2492110	0	0	2492110	0.883	2492110	0	2492110	0.883	0	0.883	0	0.000	0	0.000	2492110
(b)	NBFCs registered with RBI	0	0	0	0	0	0.000	0	0	0	0.000	0	0.000	0	0.000	0	0.000	0
(c)	Employee Trusts	0	0	0	0	0	0.000	0	0	0	0.000	0	0.000	0	0.000	0	0.000	0
	Overseas Depositors (holding DRs)(balancing figure)	0	0	0	0	0	0.000	0	0	0	0.000	0	0.000	0	0.000	0	0.000	0
(d)	Any Other	0	0	0	0	0	0.000	0	0	0	0.000	0	0.000	0	0.000	0	0.000	0
	Bodies Corporate	36	96989790	0	0	96989790	34.350	96989790	0	96989790	34.350	0	34.350	0	0.000	0	0.000	96989790
	AAR COMMERCIAL COMPANY LIMITED	0	49748760	0	0	49748760	17.619	49748760	0	49748760	17.619	0	17.619	0	0.000	0	0.000	49748760
	NIHON IMPEX PRIVATE LIMITED	0	7078232	0	0	7078232	2.507	7078232	0	7078232	2.507	0	2.507	0	0.000	0	0.000	7078232
	UTKARSH DEALER PRIVATE LIMITED	0	6726070	0	0	6726070	2.382	6726070	0	6726070	2.382	0	2.382	0	0.000	0	0.000	6726070
	WALLSTREET DISTRIBUTOR PRIVATE LIMITED	0	19258290	0	0	19258290	6.820	19258290	0	19258290	6.820	0	6.820	0	0.000	0	0.000	19258290
	WARNER DEALCOM PRIVATE LIMITED	0	13590320	0	0	13590320	4.813	13590320	0	13590320	4.813	0	4.813	0	0.000	0	0.000	13590320
	QFI - Individual	0	0	0	0	0	0.000	0	0	0	0.000	0	0.000	0	0.000	0	0.000	0
	NRI - Repatriable	32	63402	0	0	63402	0.022	63402	0	63402	0.022	0	0.022	0	0.000	0	0.000	63402
	NRI - Non-Repatriable	16	9235	0	0	9235	0.003	9235	0	9235	0.003	0	0.003	0	0.000	0	0.000	9235
	OCBs	0	0	0	0	0	0.000	0	0	0	0.000	0	0.000	0	0.000	0	0.000	0
	Trusts	0	0	0	0	0	0.000	0	0	0	0.000	0	0.000	0	0.000	0	0.000	0
	Clearing Members	25	58539	0	0	58539	0.021	58539	0	58539	0.021	0	0.021	0	0.000	0	0.000	58539
	IEPF Authority	2	6400	0	0	6400	0.002	6400	0	6400	0.002	0	0.002	0	0.000	0	0.000	6400
	Sub-Total (B)(3)	3346	104107782	0	0	104107782	36.870	104107782	0	104107782	36.870	0	36.870	0	0.000	0	0.000	104107722
	Total Public Shareholding (B)=(B)(1)+(B)(2)+(B)(3)	3347	104205490	0	0	104205490	36.905	104205490	0	104205490	36.905	0	36.905	0	0.000	0	0.000	104205430



Table IV - Statement showing shareholding pattern of the Non Promoter - Non Public shareholder

	Category & Name of shareholders (I)	Nos. of shareholders (II)	No. of fully paid-up equity shares held (III)	No. of partly paid-up equity shares held (IV)	Nos. of shares underlying Depository Receipt (V)	Total nos. shares held (VI) = (III)+(IV)+(V)	Shareholding % calculated as per SCRR, 1957 As a % of (A+B+C2) (VII)	Number of Voting Rights held in each class of securities (VIII)			No. of Shares Underlying Outstanding convertible securities (Including Warrants) (IX)	Shareholding as a % assuming full conversion of convertible securities (as a percentage of diluted share capital) (X)= (VI)+(IX) as a % of (A+B+C)	Number of Locked in shares (XI)		Number of Shares pledged or otherwise encumbered (XII)		Number of equity shares held in dematerialized form (XIII)
								No. of Voting Rights		Total as a % of Total Voting rights			No. (a)	As a % of total Shares held (b)	No. (a)	As a % of total Shares held (b)	
								Class x	Class y								
(1)	Custodian/DR Holder																
(2)	Employee Benefit Trust (under SEBI (share based Employee Benefit) Regulations, 2008)																
	Total Non-Promoter - Non-Public Shareholding (C)=(C)(1)+(C)(2)																



Table V - Statement showing shareholding details of significant beneficial owner

Details of the significant beneficial owner (I)		Details of the registered owner (II)		Details of holding/ exercise of right of the SBO in the reporting company, whether direct or indirect : (III) Whether by virtue of:						
Sr No.	Name	Nationality	Name	Nationality	Shares %	Voting rights %	Rights on distributable dividend or any other distribution %	Exercise of control	Exercise of significant influence	Date of creation / acquisition of significant beneficial interest (IV)



Format of holding of specified securities

Annexure - I

- 1 **Name of Listed Entity : GALLANTT METAL LTD.**
- 2 Scrip Code/Name of Scrip/Class of Security :
- 3 Share Holding Pattern Filed under: Reg. 31(1) (b) : As On **24/01/2020**
- 4 Declaration:

	Particulars	Yes	No
1	Whether the Listed Entity has issued any partly paid up shares		NO
2	Whether the Listed Entity has issued any Convertible Securities or Warrants?		NO
3	Whether the Listed Entity has any shares against which depository receipt are issued?		NO
4	Whether the Listed Entity has any shares in locked-in?		NO
5	Whether any shares held by promoters are pledge or otherwise encumbered?	YES	

- 5 The tabular format for disclosure of holding of specified securities is as follows:-



Table I - Summary Statement holding of specified securities

Category (I)	Category of shareholder (II)	Nos. of shareholders (III)	No. of fully paid-up equity shares held (IV)	No. of partly paid-up equity shares held (V)	No. of shares underlying Depository Receipt (VI)	Total nos. shares held (VII) = (IV)+(V)+(VI)	Shareholding as a % of total no. of shares (calculated as per SCRR, 1957) (VIII) As a % of (A+B+C2)	Number of Voting Rights held in each class of securities (IX)			No. of Shares Underlying convertible securities (including Warrants) (X)	Shareholding as a % assuming full conversion of convertible securities (as a percentage of diluted share capital) (XI)=(VII)+(X) as a % of (A+B+C)	Number of Locked in shares (XII)		Number of Shares pledged or otherwise encumbered (XIII)		Number of equity shares held in dematerialized form (XIV)	
								No. of Voting Rights					Total as a % of (A+B+C)	No. (a)	As a % of total Shares held (b)	No. (a)		As a % of total Shares held (b)
								Class eg: x	Class eg: y	Total								
(A)	Promoter & Promoter Group	27	54676193	0	0	54676193	67.234	54676193	0	54676193	67.234	0	0.000	510500	0.934	54676193		
(B)	Public	7311	26646131	0	0	26646131	32.766	26646131	0	26646131	32.766	0	0.000	0	0.000	26646100		
(C)	Public																	
(C1)	DRs																	
(C2)	Shares held by Employee Trusts																	
	TOTAL	7338	81322324	0		81322324	100.000	81322324	0	81322324	100.000	0	0.000	510500	0.934	81322293		



Table II - Statement showing shareholding pattern of the Promoter and Promoter Group

Table II - Statement showing shareholding pattern of the Promoter and Promoter Group																		
	Category & Name of shareholders (I)	Nos. of shareholders (II)	No. of fully paid-up equity shares held (III)	No. of partly paid-up equity shares held (IV)	Nos. of shares underlying Depository Receipt (V)	Total nos. shares held (VI) = (III)+(IV)+(V)	Shareholding % calculated as per SCRR, 1957 As a % of (A+B+C) (VII)	Number of Voting Rights held in each class of securities (VIII)				No. of Shares Underlying Outstanding convertible securities (including Warrants) (IX)	Shareholding as a % assuming full conversion of convertible securities (as a percentage of diluted share capital) (X) = (VI) + (IX) as a % of (A+B+C)	Number of Locked in shares (XI)		Number of Shares pledged or otherwise encumbered (XII)		Number of equity shares held in dematerialized form (XIII)
								No. of Voting Rights			Total as a % of Total Voting rights			No. (a)	As a % of total Shares held (b)	No. (a)	As a % of total Shares held (b)	
								Class x	Class y	Total								
(1)	Indian	0	0	0	0	0	0.000	0	0	0	0.000	0	0.000	0	0.000	0	0.000	0
(a)	Individuals/Hindu undivided Family	25	6130170	0	0	6130170	7.538	6130170	0	6130170	7.538	0	7.538	0	0.000	510500	8.328	6130170
	ANUPAM AGARWAL	0	10400	0	0	10400	0.013	10400	0	10400	0.013	0	0.013	0	0.000	0	0.000	10400
	ASHUTOSH AGARWAL	0	178591	0	0	178591	0.220	178591	0	178591	0.220	0	0.220	0	0.000	0	0.000	178591
	BRIJ MOHAN JOSHI	0	2500	0	0	2500	0.003	2500	0	2500	0.003	0	0.003	0	0.000	0	0.000	2500
	CHANDRA PRAKASH AGARWAL	0	300000	0	0	300000	0.369	300000	0	300000	0.369	0	0.369	0	0.000	300000	100.000	300000
	DINESH KUMAR AGARWAL	0	2307251	0	0	2307251	2.837	2307251	0	2307251	2.837	0	2.837	0	0.000	210000	9.102	2307251
	KARUNA JINDAL	0	5000	0	0	5000	0.006	5000	0	5000	0.006	0	0.006	0	0.000	0	0.000	5000
	KUSUM DEVI JALAN	0	19661	0	0	19661	0.024	19661	0	19661	0.024	0	0.024	0	0.000	0	0.000	19661
	NARAIN PRASAD AJITSARIA	0	2500	0	0	2500	0.003	2500	0	2500	0.003	0	0.003	0	0.000	0	0.000	2500
	NARESH CHANDRA AGARWAL	0	9000	0	0	9000	0.011	9000	0	9000	0.011	0	0.011	0	0.000	0	0.000	9000
	NIDHI JALAN	0	24500	0	0	24500	0.030	24500	0	24500	0.030	0	0.030	0	0.000	0	0.000	24500
	NITIN KANDOI	0	10500	0	0	10500	0.013	10500	0	10500	0.013	0	0.013	0	0.000	500	4.762	10500
	OM PRAKASH JALAN	0	48279	0	0	48279	0.059	48279	0	48279	0.059	0	0.059	0	0.000	0	0.000	48279
	PREM PRAKASH AGARWAL	0	15995	0	0	15995	0.020	15995	0	15995	0.020	0	0.020	0	0.000	0	0.000	15995
	PREM PRAKASH AGRAWAL HUF	0	32500	0	0	32500	0.040	32500	0	32500	0.040	0	0.040	0	0.000	0	0.000	32500
	PRIYA AGARWAL	0	100000	0	0	100000	0.123	100000	0	100000	0.123	0	0.123	0	0.000	0	0.000	100000
	PRIYANKA DAS	0	4898	0	0	4898	0.006	4898	0	4898	0.006	0	0.006	0	0.000	0	0.000	4898
	SANTOSH KUMAR AGARWAL	0	2605247	0	0	2605247	3.204	2605247	0	2605247	3.204	0	3.204	0	0.000	0	0.000	2605247
	SANTOSH KUMAR AGRAWAL HUF	0	110000	0	0	110000	0.135	110000	0	110000	0.135	0	0.135	0	0.000	0	0.000	110000
	SHARDA DEVI JALAN	0	2500	0	0	2500	0.003	2500	0	2500	0.003	0	0.003	0	0.000	0	0.000	2500
	SHRUTI KANDOI	0	17056	0	0	17056	0.021	17056	0	17056	0.021	0	0.021	0	0.000	0	0.000	17056
	SHYAMA AGRAWAL	0	190000	0	0	190000	0.234	190000	0	190000	0.234	0	0.234	0	0.000	0	0.000	190000
	SMRITI AGARWAL	0	10000	0	0	10000	0.012	10000	0	10000	0.012	0	0.012	0	0.000	0	0.000	10000
	SUBODH KUMAR JALAN	0	10000	0	0	10000	0.012	10000	0	10000	0.012	0	0.012	0	0.000	0	0.000	10000
	SUMESH KUMAR AGARWAL	0	100000	0	0	100000	0.123	100000	0	100000	0.123	0	0.123	0	0.000	0	0.000	100000
	UMA AGARWAL	0	13792	0	0	13792	0.017	13792	0	13792	0.017	0	0.017	0	0.000	0	0.000	13792
(b)	Central Government/State Government(s)	0	0	0	0	0	0.000	0	0	0	0.000	0	0.000	0	0.000	0	0.000	0
(c)	Financial Institutions/Banks	0	0	0	0	0	0.000	0	0	0	0.000	0	0.000	0	0.000	0	0.000	0
(d)	Any Other	0	0	0	0	0	0.000	0	0	0	0.000	0	0.000	0	0.000	0	0.000	0
	Bodies Corporate	2	48546023	0	0	48546023	59.696	48546023	0	48546023	59.696	0	59.696	0	0.000	0	0.000	48546023
	GALLANTT ISPAT LIMITED	0	39462895	0	0	39462895	48.527	39462895	0	39462895	48.527	0	48.527	0	0.000	0	0.000	39462895
	HIPOLINE COMMERCE PRIVATE LIMITED	0	9083128	0	0	9083128	11.169	9083128	0	9083128	11.169	0	11.169	0	0.000	0	0.000	9083128
	Trusts	0	0	0	0	0	0.000	0	0	0	0.000	0	0.000	0	0.000	0	0.000	0
	Cleaning Members	0	0	0	0	0	0.000	0	0	0	0.000	0	0.000	0	0.000	0	0.000	0
	Sub-Total (A)(1)	27	54676193	0	0	54676193	67.234	54676193	0	54676193	67.234	0	67.234	0	0.000	510500	0.934	54676193
(2)	Foreign	0	0	0	0	0	0.000	0	0	0	0.000	0	0.000	0	0.000	0	0.000	0
(a)	Individuals (Non-Resident Individuals)/Foreign Individuals	0	0	0	0	0	0.000	0	0	0	0.000	0	0.000	0	0.000	0	0.000	0
(b)	Government	0	0	0	0	0	0.000	0	0	0	0.000	0	0.000	0	0.000	0	0.000	0
(c)	Institutions	0	0	0	0	0	0.000	0	0	0	0.000	0	0.000	0	0.000	0	0.000	0
(d)	Foreign Portfolio Investor	0	0	0	0	0	0.000	0	0	0	0.000	0	0.000	0	0.000	0	0.000	0
(e)	Any Other	0	0	0	0	0	0.000	0	0	0	0.000	0	0.000	0	0.000	0	0.000	0
	OCBs	0	0	0	0	0	0.000	0	0	0	0.000	0	0.000	0	0.000	0	0.000	0
	Sub-Total (A)(2)	0	0	0	0	0	0.000	0	0	0	0.000	0	0.000	0	0.000	0	0.000	0
	Total Shareholding of Promoter and Promoter Group (A)=(A)(1)+(A)(2)	27	54676193	0	0	54676193	67.234	54676193	0	54676193	67.234	0	67.234	0	0.000	510500	0.934	54676193



Table III - Statement showing shareholding pattern of the Public shareholder

	Category & Name of shareholders (I)	Nos. of shareholders (II)	No. of fully paid-up equity shares held (III)	No. of partly paid-up equity shares held (IV)	Nos. of shares underlying Depository Receipt (V)	Total nos. shares held (VI) = (III)+(IV)+(V)	Shareholding % calculated as per SCRR, 1957 As a % of (A+B+C2) (VII)	Number of Voting Rights held in each class of securities (VIII)			No. of Shares Underlying Outstanding convertible securities (including Warrants) (IX)	Shareholding as a % assuming full conversion of convertible securities (as a percentage of diluted share capital) (X)= (VI)+(IX) as a % of (A+B+C)	Number of Locked in shares (XI)		Number of Shares pledged or otherwise encumbered (XII)		Number of equity shares held in dematerialized form (XIII)	
								No. of Voting Rights					Total as a % of Total Voting rights	No. (a)	As a % of total Shares held (b)	No. (a)		As a % of total Shares held (b)
								Class x	Class y	Total								
(1)	Institutions	0	0	0	0	0	0.000	0	0	0	0.000	0	0.000	0	0.000	0	0.000	0
(a)	Mutual Funds	0	0	0	0	0	0.000	0	0	0	0.000	0	0.000	0	0.000	0	0.000	0
(b)	Venture Capital Funds	0	0	0	0	0	0.000	0	0	0	0.000	0	0.000	0	0.000	0	0.000	0
(c)	Alternate Investment Funds	0	0	0	0	0	0.000	0	0	0	0.000	0	0.000	0	0.000	0	0.000	0
(d)	Foreign Venture Capital Investors	0	0	0	0	0	0.000	0	0	0	0.000	0	0.000	0	0.000	0	0.000	0
(e)	Foreign Portfolio Investors	0	0	0	0	0	0.000	0	0	0	0.000	0	0.000	0	0.000	0	0.000	0
(f)	Financial Institutions/Banks	1	14316	0	0	14316	0.018	14316	0	14316	0.018	0	0.000	0	0.000	0	0.000	14316
(g)	Insurance Companies	0	0	0	0	0	0.000	0	0	0	0.000	0	0.000	0	0.000	0	0.000	0
(h)	Provident Funds/Pension Funds	0	0	0	0	0	0.000	0	0	0	0.000	0	0.000	0	0.000	0	0.000	0
(i)	Any Other	0	0	0	0	0	0.000	0	0	0	0.000	0	0.000	0	0.000	0	0.000	0
	Foreign Institutional Investors	0	0	0	0	0	0.000	0	0	0	0.000	0	0.000	0	0.000	0	0.000	0
	QFI - Corporate	0	0	0	0	0	0.000	0	0	0	0.000	0	0.000	0	0.000	0	0.000	0
	Sub-Total (B)(1)	1	14316	0	0	14316	0.018	14316	0	14316	0.018	0	0.000	0	0.000	0	0.000	14316
(2)	Central Government/State Government(s)/President of India	0	0	0	0	0	0.000	0	0	0	0.000	0	0.000	0	0.000	0	0.000	0
	Sub-Total (B)(2)	0	0	0	0	0	0.000	0	0	0	0.000	0	0.000	0	0.000	0	0.000	0
(3)	Non-Institutions	0	0	0	0	0	0.000	0	0	0	0.000	0	0.000	0	0.000	0	0.000	0
(a)	Individuals	0	0	0	0	0	0.000	0	0	0	0.000	0	0.000	0	0.000	0	0.000	0
	i) Individual shareholders holding nominal share capital up to Rs.2 Lakhs.	7051	4214675	0	0	4214675	5.183	4214675	0	4214675	5.183	0	0.000	0	0.000	0	0.000	4214644
	ii) Individual shareholders holding nominal share capital in excess of Rs.2 Lakhs.	47	3465574	0	0	3465574	4.262	3465574	0	3465574	4.262	0	0.000	0	0.000	0	0.000	3465574
(b)	RBI	0	0	0	0	0	0.000	0	0	0	0.000	0	0.000	0	0.000	0	0.000	0
(c)	Employee Trusts	0	0	0	0	0	0.000	0	0	0	0.000	0	0.000	0	0.000	0	0.000	0
(d)	Overseas Depositors (holding DRs)(balancing figure)	0	0	0	0	0	0.000	0	0	0	0.000	0	0.000	0	0.000	0	0.000	0
(e)	Any Other	0	0	0	0	0	0.000	0	0	0	0.000	0	0.000	0	0.000	0	0.000	0
	Bodies Corporate	72	18629685	0	0	18629685	22.908	18629685	0	18629685	22.908	0	0.000	0	0.000	0	0.000	18629685
	LEXI EXPORTS PVT LTD	0	11930679	0	0	11930679	14.671	11930679	0	11930679	14.671	0	0.000	0	0.000	0	0.000	11930679
	RICHIE CREDIT AND FINANCE PRIVATE LIMITE	0	5020194	0	0	5020194	6.173	5020194	0	5020194	6.173	0	0.000	0	0.000	0	0.000	5020194
	QFI - Individual	0	0	0	0	0	0.000	0	0	0	0.000	0	0.000	0	0.000	0	0.000	0
	NRI - Repatriable	67	128597	0	0	128597	0.158	128597	0	128597	0.158	0	0.000	0	0.000	0	0.000	128597
	NRI - Non-Repatriable	29	37380	0	0	37380	0.046	37380	0	37380	0.046	0	0.000	0	0.000	0	0.000	37380
	CCBs	0	0	0	0	0	0.000	0	0	0	0.000	0	0.000	0	0.000	0	0.000	0
	Trusts	0	0	0	0	0	0.000	0	0	0	0.000	0	0.000	0	0.000	0	0.000	0
	Clearing Members	34	155904	0	0	155904	0.192	155904	0	155904	0.192	0	0.000	0	0.000	0	0.000	155904
	IEPF Authority	0	0	0	0	0	0.000	0	0	0	0.000	0	0.000	0	0.000	0	0.000	0
	Sub-Total (B)(3)	7310	26631815	0	0	26631815	32.748	26631815	0	26631815	32.748	0	0.000	0	0.000	0	0.000	26631784
	Total Public Shareholding (B)=(B)(1)+(B)(2)+(B)(3)	7311	26646131	0	0	26646131	32.766	26646131	0	26646131	32.766	0	0.000	0	0.000	0	0.000	26646100



Table IV - Statement showing shareholding pattern of the Non Promoter - Non Public shareholder

	Category & Name of shareholders (I)	Nos. of shareholders (II)	No. of fully paid-up equity shares held (III)	No. of partly paid-up equity shares held (IV)	Nos. of shares underlying Depository Receipt (V)	Total nos. shares held (VI) = (III)+(IV)+(V)	Shareholding % calculated as per SCRR, 1957 As a % of (A+B+C2) (VII)	Number of Voting Rights held in each class of securities (VIII)			No. of Shares Underlying Outstanding convertible securities (Including Warrants) (IX)	Shareholding as a % assuming full conversion of convertible securities (as a percentage of diluted share capital) (X)= (VI)+(IX) as a % of (A+B+C)	Number of Locked in shares (XI)		Number of Shares pledged or otherwise encumbered (XII)		Number of equity shares held in dematerialized form (XIII)	
								No. of Voting Rights					Total as a % of Total Voting rights	No. (a)	As a % of total Shares held (b)	No. (a)		As a % of total Shares held (b)
								Class x	Class y	Total								
(1)	Custodian,DR Holder																	
(2)	Employee Benefit Trust (under SEBI (share based Employee Benefit) Regulations, 2014																	
	Total Non-Promoter - Non-Public Shareholding (C)=(C)(1)+(C)(2)																	



Table V - Statement showing shareholding details of significant beneficial owner

Details of the significant beneficial owner (I)			Details of the registered owner (II)		Details of holding/ exercise of right of the SBO in the reporting company, whether direct or indirect : (III) Whether by virtue of:					
Sr No.	Name	Nationality	Name	Nationality	Shares %	Voting rights %	Rights on distributable dividend or any other distribution %	Exercise of control	Exercise of significant influence	Date of creation / acquisition of significant beneficial interest (IV)
1	DINESH R AGARWAL	INDIA	HIPOLINE COMMERCE PVT LTD	INDIA	11.169	NA	NA	NA	NA	08-02-2019
2	ASHWIN GUPTA	INDIA	LEXI EXPORTS PVT LTD	INDIA	14.671	NA	NA	NA	NA	08-02-2019
3	ASHWIN GUPTA	INDIA	RICHE CREDIT & FINANCE PRIVATE LIMITED	INDIA	6.173	NA	NA	NA	NA	08-02-2019
4	SHWETA GUPTA	INDIA	LEXI EXPORTS PVT LTD	INDIA	14.671	NA	NA	NA	NA	08-02-2019
5	SHWETA GUPTA	INDIA	RICHE CREDIT & FINANCE PRIVATE LIMITED	INDIA	6.173	NA	NA	NA	NA	08-02-2019



Format of holding of specified securities

Annexure - I

1 Name of Listed Entity : AAR COMMERCIAL COMPANY LTD.

2 Scrip Code/Name of Scrip/Class of Security :

3 Share Holding Pattern Filed under: Reg. 31(1) (b) : As On **24/01/2020**

4 Declaration:

	Particulars	Yes	No
1	Whether the Listed Entity has issued any partly paid up shares		NO
2	Whether the Listed Entity has issued any Convertible Securities or Warrants?		NO
3	Whether the Listed Entity has any shares against which depository receipt are issued?		NO
4	Whether the Listed Entity has any shares in locked-in?		NO
5	Whether any shares held by promoters are pledge or otherwise encumbered?		NO

5 The tabular format for disclosure of holding of specified securities is as follows:-



Table I - Summary Statement holding of specified securities

Table F - Summary Statement holding of specified securities																		
Category (I)	Category of shareholder (II)	Nos. of shareholders (III)	No. of fully paid-up equity shares held (IV)	No. of partly paid-up equity shares held (V)	No. of shares underlying Depository Receipt (VI)	Total nos. shares held (VII) = (IV)+(V)+(VI)	Shareholding as a % of total no. of shares (calculated as per SCRR, 1957) (VIII) As a % of (A+B+C2)	Number of Voting Rights held in each class of securities (IX)				No. of Shares Underlying convertible securities (Including Warrants) (X)	Shareholding as a % assuming full conversion of convertible securities (as a percentage of diluted share capital) (XI)=(VII)+(X) as a % of (A+B+C)	Number of Locked In shares (XII)		Number of Shares pledged or otherwise encumbered (XIII)		Number of equity shares held in dematerialized form (XIV)
								No. of Voting Rights			Total as a % of (A+B+C)			No. (a)	As a % of total Shares held (b)	No. (a)	As a % of total Shares held (b)	
								Class eg: x	Class eg: y	Total								
(A)	Promoter & Promoter Group	0	0	0	0	0	0.000	0	0	0	0.000	0	0.000	0	0.000	0	0.000	0
(B)	Public	486	10014000	0	0	10014000	100.000	10014000	0	10014000	100.000	0	100.000	0	0.000	0	0.000	9774000
(C)	Public																	
(C1)	Shares underlying DRs																	
(C2)	Shares held by Employee Trusts																	
	TOTAL	486	10014000	0		10014000	100.000	10014000	0	10014000	100.000	0	100.000	0	0.000	0	0.000	9774000



Table II - Statement showing shareholding pattern of the Promoter and Promoter Group

	Category & Name of shareholders (i)	Nos. of shareholders (ii)	No. of fully paid-up equity shares held (iii)	No. of partly paid-up equity shares held (iv)	Nos. of shares underlying Depository Receipt (v)	Total nos. shares held (vi) = (iii)+(iv)+(v)	Shareholding % calculated as per SCRR, 1957 As a % of (A+B+C2) (vii)	Number of Voting Rights held in each class of securities (viii)			No. of Shares Underlying Outstanding convertible securities (including Warrants) (ix)	Shareholding % as a % assuming full conversion of convertible securities (as a percentage of diluted share capital) (x) = (vi)+(ix) as a % of (A+B+C)	Number of Locked in shares (xi)		Number of Shares pledged or otherwise encumbered (xii)		Number of equity shares held in dematerialized form (xiii)	
								No. of Voting Rights					Total as a % of Total Voting rights	No. (a)	As a % of total Shares held (b)	No. (a)		As a % of total Shares held (b)
								Class x	Class y	Total								
(1)	Indian	0	0	0	0	0	0.000	0	0	0	0.000	0	0.000	0	0.000	0	0.000	
(a)	Individuals/Hindu undivided Family	0	0	0	0	0	0.000	0	0	0	0.000	0	0.000	0	0.000	0	0.000	
(b)	Government/State Government(s)	0	0	0	0	0	0.000	0	0	0	0.000	0	0.000	0	0.000	0	0.000	
(c)	Institutions/Banks	0	0	0	0	0	0.000	0	0	0	0.000	0	0.000	0	0.000	0	0.000	
(d)	Any Other	0	0	0	0	0	0.000	0	0	0	0.000	0	0.000	0	0.000	0	0.000	
	Bodies Corporate	0	0	0	0	0	0.000	0	0	0	0.000	0	0.000	0	0.000	0	0.000	
	Trusts	0	0	0	0	0	0.000	0	0	0	0.000	0	0.000	0	0.000	0	0.000	
	Clearing Members	0	0	0	0	0	0.000	0	0	0	0.000	0	0.000	0	0.000	0	0.000	
	Sub-Total (A)(1)	0	0	0	0	0	0.000	0	0	0	0.000	0	0.000	0	0.000	0	0.000	
(2)	Foreign	0	0	0	0	0	0.000	0	0	0	0.000	0	0.000	0	0.000	0	0.000	
	Resident Individuals/Foreign Individuals																	
(a)	Individuals	0	0	0	0	0	0.000	0	0	0	0.000	0	0.000	0	0.000	0	0.000	
(b)	Government	0	0	0	0	0	0.000	0	0	0	0.000	0	0.000	0	0.000	0	0.000	
(c)	Institutions	0	0	0	0	0	0.000	0	0	0	0.000	0	0.000	0	0.000	0	0.000	
(d)	Investor	0	0	0	0	0	0.000	0	0	0	0.000	0	0.000	0	0.000	0	0.000	
(e)	Any Other	0	0	0	0	0	0.000	0	0	0	0.000	0	0.000	0	0.000	0	0.000	
	OCBs	0	0	0	0	0	0.000	0	0	0	0.000	0	0.000	0	0.000	0	0.000	
	Sub-Total (A)(2)	0	0	0	0	0	0.000	0	0	0	0.000	0	0.000	0	0.000	0	0.000	
	Promoter and Promoter Group (A)=(A)(1)+(A)(2)	0	0	0	0	0	0.000	0	0	0	0.000	0	0.000	0	0.000	0	0.000	



Table III - Statement showing shareholding pattern of the Public shareholder

Annexure - Document showing shareholding pattern of the Public Shareholder																		
	Category & Name of shareholders (I)	Nos. of shareholders (II)	No. of fully paid-up equity shares held (III)	No. of partly paid-up equity shares held (IV)	Nos. of shares underlying Depository Receipt (V)	Total nos. shares held (VI) = (III)+(IV)+(V)	Shareholding % calculated as per SCRR, 1957 As a % of (A+B+C2) (VII)	Number of Voting Rights held in each class of securities (VIII)			No. of Shares Underlying Outstanding convertible securities (including Warrants) (IX)	Shareholding as a % assuming full conversion of convertible securities (as a percentage of diluted share capital) (X)= (VI)+(IX) as a % of (A+B+C)	Number of Locked in shares (XI)		Number of Shares pledged or otherwise encumbered (XII)		Number of equity shares held in dematerialized form (XIII)	
								No. of Voting Rights					Total as a % of Total Voting rights	No. (a)	As a % of total Shares held (b)	No. (a)		As a % of total Shares held (b)
								Class x	Class y	Total								
(1)	Institutions	0	0	0	0	0	0.000	0	0	0	0.000	0	0.000	0	0.000	0	0.000	0
(a)	Mutual Funds	0	0	0	0	0	0.000	0	0	0	0.000	0	0.000	0	0.000	0	0.000	0
(b)	Venture Capital Funds	0	0	0	0	0	0.000	0	0	0	0.000	0	0.000	0	0.000	0	0.000	0
(c)	Alternate Investment Funds	0	0	0	0	0	0.000	0	0	0	0.000	0	0.000	0	0.000	0	0.000	0
(d)	Foreign Venture Capital Investors	0	0	0	0	0	0.000	0	0	0	0.000	0	0.000	0	0.000	0	0.000	0
(e)	Foreign Portfolio Investors	0	0	0	0	0	0.000	0	0	0	0.000	0	0.000	0	0.000	0	0.000	0
(f)	Financial Institutions/Banks	0	0	0	0	0	0.000	0	0	0	0.000	0	0.000	0	0.000	0	0.000	0
(g)	Insurance Companies	0	0	0	0	0	0.000	0	0	0	0.000	0	0.000	0	0.000	0	0.000	0
(h)	Provident Funds/Pension Funds	0	0	0	0	0	0.000	0	0	0	0.000	0	0.000	0	0.000	0	0.000	0
(i)	Any Other	0	0	0	0	0	0.000	0	0	0	0.000	0	0.000	0	0.000	0	0.000	0
	Foreign Institutional Investors	0	0	0	0	0	0.000	0	0	0	0.000	0	0.000	0	0.000	0	0.000	0
	QFI - Corporate	0	0	0	0	0	0.000	0	0	0	0.000	0	0.000	0	0.000	0	0.000	0
	Sub-Total (B)(1)	0	0	0	0	0	0.000	0	0	0	0.000	0	0.000	0	0.000	0	0.000	0
(2)	Central Government/State Government(s)/President of India	0	0	0	0	0	0.000	0	0	0	0.000	0	0.000	0	0.000	0	0.000	0
	Sub-Total (B)(2)	0	0	0	0	0	0.000	0	0	0	0.000	0	0.000	0	0.000	0	0.000	0
(3)	Non-Institutions	0	0	0	0	0	0.000	0	0	0	0.000	0	0.000	0	0.000	0	0.000	0
(a)	Individuals	0	0	0	0	0	0.000	0	0	0	0.000	0	0.000	0	0.000	0	0.000	0
	i) Individual shareholders holding nominal share capital up to Rs.2 Lakhs.	451	22888	0	0	22888	0.229	22888	0	22888	0.229	0	0.229	0	0.000	0	0.000	1038
	ii) Individual shareholders holding nominal share capital in excess of Rs.2 Lakhs.	14	9975149	0	0	9975149	99.612	9975149	0	9975149	99.612	0	99.612	0	0.000	0	0.000	9770899
	ALKA AGARWAL	0	999000	0	0	999000	9.976	999000	0	999000	9.976	0	9.976	0	0.000	0	0.000	999000
	ANITA AGARWAL	0	481000	0	0	481000	4.803	481000	0	481000	4.803	0	4.803	0	0.000	0	0.000	481000
	ANJU PANSARI	0	993000	0	0	993000	9.916	993000	0	993000	9.916	0	9.916	0	0.000	0	0.000	993000
	ASHU GOEL	0	564250	0	0	564250	5.635	564250	0	564250	5.635	0	5.635	0	0.000	0	0.000	360000
	CHANDNI AGRAWAL	0	959899	0	0	959899	9.586	959899	0	959899	9.586	0	9.586	0	0.000	0	0.000	959899
	KAMAL KUMAR JAIN	0	500000	0	0	500000	4.993	500000	0	500000	4.993	0	4.993	0	0.000	0	0.000	500000
	MAHESHKUMAR GUPTA	0	992000	0	0	992000	9.906	992000	0	992000	9.906	0	9.906	0	0.000	0	0.000	992000
	MANJU AGARWAL	0	495000	0	0	495000	4.943	495000	0	495000	4.943	0	4.943	0	0.000	0	0.000	495000
	NARESH CHANDRA AGARWAL	0	499000	0	0	499000	4.983	499000	0	499000	4.983	0	4.983	0	0.000	0	0.000	499000
	PRIYANKA GUPTA	0	997000	0	0	997000	9.956	997000	0	997000	9.956	0	9.956	0	0.000	0	0.000	997000
	SHEETAL JALAN	0	499500	0	0	499500	4.988	499500	0	499500	4.988	0	4.988	0	0.000	0	0.000	499500
	SUMITRA JAIN	0	996000	0	0	996000	9.946	996000	0	996000	9.946	0	9.946	0	0.000	0	0.000	996000
	SUSHIL KUMAR JALAN	0	499500	0	0	499500	4.988	499500	0	499500	4.988	0	4.988	0	0.000	0	0.000	499500
	SUSHILA JAIN	0	500000	0	0	500000	4.993	500000	0	500000	4.993	0	4.993	0	0.000	0	0.000	500000
(b)	NBFCs registered with RBI	0	0	0	0	0	0.000	0	0	0	0.000	0	0.000	0	0.000	0	0.000	0
(c)	Employee Trusts	0	0	0	0	0	0.000	0	0	0	0.000	0	0.000	0	0.000	0	0.000	0
(d)	Overseas Depositors (holding DRs)(balancing figure)	0	0	0	0	0	0.000	0	0	0	0.000	0	0.000	0	0.000	0	0.000	0
(e)	Any Other	0	0	0	0	0	0.000	0	0	0	0.000	0	0.000	0	0.000	0	0.000	0
	Bodies Corporate	21	15963	0	0	15963	0.159	15963	0	15963	0.159	0	0.159	0	0.000	0	0.000	2063
	QFI - Individual	0	0	0	0	0	0.000	0	0	0	0.000	0	0.000	0	0.000	0	0.000	0
	NRI - Repatriable	0	0	0	0	0	0.000	0	0	0	0.000	0	0.000	0	0.000	0	0.000	0
	NRI - Non-Repatriable	0	0	0	0	0	0.000	0	0	0	0.000	0	0.000	0	0.000	0	0.000	0
	OCBs	0	0	0	0	0	0.000	0	0	0	0.000	0	0.000	0	0.000	0	0.000	0
	Trusts	0	0	0	0	0	0.000	0	0	0	0.000	0	0.000	0	0.000	0	0.000	0
	Cleaning Members	0	0	0	0	0	0.000	0	0	0	0.000	0	0.000	0	0.000	0	0.000	0
	IEPF Authority	0	0	0	0	0	0.000	0	0	0	0.000	0	0.000	0	0.000	0	0.000	0
	Sub-Total (B)(3)	486	10014000	0	0	10014000	100.000	10014000	0	10014000	100.000	0	100.000	0	0.000	0	0.000	9774000
	Total Public Shareholding (B)=(B)(1)+(B)(2)+(B)(3)	486	10014000	0	0	10014000	100.000	10014000	0	10014000	100.000	0	100.000	0	0.000	0	0.000	9774000



Table IV - Statement showing shareholding pattern of the Non Promoter - Non Public shareholder

Table IV - Statement showing shareholding pattern of the Non Promoter - Non Public shareholder																		
	Category & Name of shareholders (I)	Nos. of shareholders (II)	No. of fully paid-up equity shares held (III)	No. of partly paid-up equity shares held (IV)	Nos. of shares underlying Depository Receipt (V)	Total nos. shares held (VI) = (III)+(IV)+(V)	Shareholding % calculated as per SCRR, 1957 As a % of (A+B+C2) (VII)	Number of Voting Rights held in each class of securities (VIII)				No. of Shares Underlying Outstanding convertible securities (including Warrants) (IX)	Shareholding as a % assuming full conversion of convertible securities (as a percentage of diluted share capital) (X)= (VI)+(IX) as a % of (A+B+C)	Number of Locked In shares (XI)		Number of Shares pledged or otherwise encumbered (XII)		Number of equity shares held in dematerialized form (XIII)
								No. of Voting Rights			Total as a % of Total Voting rights			No. (a)	As a % of total Shares held (b)	No. (a)	As a % of total Shares held (b)	
								Class x	Class y	Total								
(1)	Custodian DR Holder																	
(2)	Employee Benefit Trust (under SEBI (share based Employee Benefit) Regulations, 2014																	
	Total Non-Promoter - Non-Public Shareholding (C)=(C)(1)+(C)(2)																	



Table V - Statement showing shareholding details of significant beneficial owner

Table V - Statement showing shareholding details of significant beneficial owner												
Details of the significant beneficial owner (I)				Details of the registered owner (II)			Details of holding/ exercise of right of the SBO in the reporting company, whether direct or indirect : (III) Whether by virtue of:					
Sr No.	Name	PAN/Passport No. in case of a foreign national	Nationality	Name	PAN/Passport No. in case of a foreign national	Nationality	Shares %	Voting rights %	Rights on distributable dividend or any other distribution %	Exercise of control	Exercise of significant influence	Date of creation / acquisition of significant beneficial interest (IV)



Format of holding of specified securities

Annexure - I

1 Name of Listed Entity : HIPOLINE COMMERCE PRIVATE LIMITED

2 Scrip Code/Name of Scrip/Class of Security :

3 Share Holding Pattern Filed under: Reg. 31(1) (b) : As On **24/01/2020**

4 Declaration:

	Particulars	Yes	No
1	Whether the Listed Entity has issued any partly paid up shares		NO
2	Whether the Listed Entity has issued any Convertible Securities or Warrants?		NO
3	Whether the Listed Entity has any shares against which depository receipt are issued?		NO
4	Whether the Listed Entity has any shares in locked-in?		NO
5	Whether any shares held by promoters are pledge or otherwise encumbered?		NO

5 The tabular format for disclosure of holding of specified securities is as follows:-



Table I - Summary Statement holding of specified securities

Category (I)	Category of shareholder (II)	Nos. of shareholders (III)	No. of fully paid-up equity shares held (IV)	No. of partly paid-up equity shares held (V)	No. of shares underlying Depository Receipt (VI)	Total nos. shares held (VII) = (IV)+(V)+(VI)	Shareholding as a % of total no. of shares (calculated as per SCRR, 1957) (VIII) As a % of (A+B+C2)	Number of Voting Rights held in each class of securities (IX)				No. of Shares Underlying convertible securities (including Warrants) (X)	Shareholding as a % assuming full conversion of convertible securities (as a percentage of diluted share capital) (XI)=(VII)+(X) as a % of (A+B+C)	Number of Locked in shares (XII)		Number of Shares pledged or otherwise encumbered (XIII)		Number of equity shares held in dematerialized form (XIV)
								No. of Voting Rights			Total as a % of (A+B+C)			No. (a)	As a % of total Shares held (b)	No. (a)	As a % of total Shares held (b)	
								Class eg:x	Class eg:y	Total								
(A)	Promoter & Promoter Group	2	2051310	0	0	2051310	96.473	2051310	0	2051310	96.473	0	96.473	0	0.000	0	0.000	0
(B)	Public	1	75000	0	0	75000	3.527	75000	0	75000	3.527	0	3.527	0	0.000	0	0.000	0
(C)	Public																	
(C1)	Shares underlying DRs																	
(C2)	Shares held by Employee Trusts																	
	TOTAL	3	2126310	0		2126310	100.000	2126310	0	2126310	100.000	0	100.000	0	0.000	0	0.000	0



Table II - Statement showing shareholding pattern of the Promoter and Promoter Group

Part C: Shareholding Pattern of the Promoter and Promoter Group																		
Category & Name of shareholders (i)	Nos. of shareholders (ii)	No. of fully paid-up equity shares held (iii)	No. of partly paid-up equity shares held (iv)	Nos. of shares underlying Depository Receipt (v)	Total nos. shares held (vi) = (iii)+(iv)+(v)	Shareholding % calculated as per SCRR, 1957 As a % of (A+B+C2) (vii)	Number of Voting Rights held in each class of securities (viii)				No. of Shares Underlying Outstanding convertible securities (including Warrants) (ix)	Shareholding as a % assuming full conversion of convertible securities (as a percentage of diluted share capital) (X) = (vi)+(ix) as a % of (A+B+C)	Number of Locked in shares (xi)		Number of Shares pledged or otherwise encumbered (xii)		Number of equity shares held in dematerialized form (xiii)	
							No. of Voting Rights			Total as a % of Total Voting rights			No. (a)	As a % of total Shares held (b)	No. (a) -	As a % of total Shares held (b)		
							Class x	Class y	Total									
(1) Indian	0	0	0	0	0	0.000	0	0	0	0.000	0	0.000	0	0.000	0	0.000	0	
Individuals/Hindu undivided Family	2	2051310	0	0	2051310	96.473	2051310	0	2051310	96.473	0	96.473	0	0.000	0	0.000	0	
DINESH R. AGARWAL	0	2051210	0	0	2051210	96.468	2051210	0	2051210	96.468	0	96.468	0	0.000	0	0.000	0	
AKASH AGARWAL	0	100	0	0	100	0.005	100	0	100	0.005	0	0.005	0	0.000	0	0.000	0	
Central Government/State Government(s)	0	0	0	0	0	0.000	0	0	0	0.000	0	0.000	0	0.000	0	0.000	0	
Institutions/Banks	0	0	0	0	0	0.000	0	0	0	0.000	0	0.000	0	0.000	0	0.000	0	
Any Other	0	0	0	0	0	0.000	0	0	0	0.000	0	0.000	0	0.000	0	0.000	0	
Bodies Corporate	0	0	0	0	0	0.000	0	0	0	0.000	0	0.000	0	0.000	0	0.000	0	
Trusts	0	0	0	0	0	0.000	0	0	0	0.000	0	0.000	0	0.000	0	0.000	0	
Clearing Members	0	0	0	0	0	0.000	0	0	0	0.000	0	0.000	0	0.000	0	0.000	0	
Sub-Total (A)(1)	2	2151310	0	0	2051310	96.473	2151310	0	2151310	96.473	0	96.473	0	0.000	0	0.000	0	
(2) Foreign	0	0	0	0	0	0.000	0	0	0	0.000	0	0.000	0	0.000	0	0.000	0	
Individuals (Non-Resident Individuals/Foreign Individuals)	0	0	0	0	0	0.000	0	0	0	0.000	0	0.000	0	0.000	0	0.000	0	
Government	0	0	0	0	0	0.000	0	0	0	0.000	0	0.000	0	0.000	0	0.000	0	
Institutions	0	0	0	0	0	0.000	0	0	0	0.000	0	0.000	0	0.000	0	0.000	0	
Foreign Portfolio Investor	0	0	0	0	0	0.000	0	0	0	0.000	0	0.000	0	0.000	0	0.000	0	
Any Other	0	0	0	0	0	0.000	0	0	0	0.000	0	0.000	0	0.000	0	0.000	0	
OCBs	0	0	0	0	0	0.000	0	0	0	0.000	0	0.000	0	0.000	0	0.000	0	
Sub-Total (A)(2)	0	0	0	0	0	0.000	0	0	0	0.000	0	0.000	0	0.000	0	0.000	0	
Total Shareholding of Promoter and Promoter Group (A)=(A)(1)+(A)(2)	2	2051310	0	0	2051310	96.473	2051310	0	2051310	96.473	0	96.473	0	0.000	0	0.000	0	



Table III - Statement showing shareholding pattern of the Public shareholder

	Category & Name of shareholders (I)	Nos. of shareholders (II)	No. of fully paid-up equity shares held (III)	No. of partly paid-up equity shares held (IV)	Nos. of shares underlying Depository Receipt (V)	Total nos. shares held (VI) = (III)+(IV)+(V)	Shareholding % calculated as per SCRR, 1957 As a % of (A+B+C2) (VII)	Number of Voting Rights held in each class of securities (VIII)			No. of Shares Underlying Outstanding convertible securities (Including Warrants) (IX)	Shareholding as a % assuming full conversion of convertible securities (as a percentage of diluted share capital) (X)= (VI)+(IX) as a % of (A+B+C)	Number of Locked In shares (XI)		Number of Shares pledged or otherwise encumbered (XII)		Number of equity shares held in dematerialized form (XIII)	
								No. of Voting Rights					Total as a % of Total Voting rights	No. (a)	As a % of total Shares held (b)	No. (a)		As a % of total Shares held (b)
								Class x	Class y	Total								
(1)	Institutions	0	0	0	0	0	0.000	0	0	0	0.000	0	0.000	0	0.000	0	0.000	0
(a)	Mutual Funds	0	0	0	0	0	0.000	0	0	0	0.000	0	0.000	0	0.000	0	0.000	0
(b)	Venture Capital Funds	0	0	0	0	0	0.000	0	0	0	0.000	0	0.000	0	0.000	0	0.000	0
(c)	Alternate Investment Funds	0	0	0	0	0	0.000	0	0	0	0.000	0	0.000	0	0.000	0	0.000	0
(d)	Foreign Venture Capital Investors	0	0	0	0	0	0.000	0	0	0	0.000	0	0.000	0	0.000	0	0.000	0
(e)	Foreign Portfolio Investors	0	0	0	0	0	0.000	0	0	0	0.000	0	0.000	0	0.000	0	0.000	0
(f)	Financial Institutions/Banks	0	0	0	0	0	0	0	0	0	0	0	0	0	0	0	0	0
(g)	Insurance Companies	0	0	0	0	0	0.000	0	0	0	0.000	0	0.000	0	0.000	0	0.000	0
(h)	Provident Funds/Pension Funds	0	0	0	0	0	0.000	0	0	0	0.000	0	0.000	0	0.000	0	0.000	0
(i)	Any Other	0	0	0	0	0	0.000	0	0	0	0.000	0	0.000	0	0.000	0	0.000	0
	Foreign Institutional Investors	0	0	0	0	0	0.000	0	0	0	0.000	0	0.000	0	0.000	0	0.000	0
	QFI - Corporate	0	0	0	0	0	0.000	0	0	0	0.000	0	0.000	0	0.000	0	0.000	0
	Sub-Total (B)(1)	0	0	0	0	0	0	0	0	0	0	0	0	0	0	0	0	0
(2)	Central Government/State Government(s)/President of India	0	0	0	0	0	0.000	0	0	0	0.000	0	0.000	0	0.000	0	0.000	0
	Sub-Total (B)(2)	0	0	0	0	0	0.000	0	0	0	0.000	0	0.000	0	0.000	0	0.000	0
(3)	Non-Institutions	0	0	0	0	0	0.000	0	0	0	0.000	0	0.000	0	0.000	0	0.000	0
(a)	Individuals	0	0	0	0	0	0.000	0	0	0	0.000	0	0.000	0	0.000	0	0.000	0
	i) Individual shareholders holding nominal share capital up to Rs.2 Lakhs.	0	0	0	0	0	0	0	0	0	0	0	0	0	0	0	0	0
	ii) Individual shareholders holding nominal share capital in excess of Rs.2 Lakhs.	0	0	0	0	0	0	0	0	0	0	0	0	0	0	0	0	0
(b)	NBFCs registered with RBI	0	0	0	0	0	0.000	0	0	0	0.000	0	0.000	0	0.000	0	0.000	0
(c)	Employee Trusts	0	0	0	0	0	0.000	0	0	0	0.000	0	0.000	0	0.000	0	0.000	0
	Overseas Depositors (holding DRs)(balancing figure)	0	0	0	0	0	0.000	0	0	0	0.000	0	0.000	0	0.000	0	0.000	0
(e)	Any Other	0	0	0	0	0	0.000	0	0	0	0.000	0	0.000	0	0.000	0	0.000	0
	Bodies Corporate	1	75000	0	0	75000	3.527	75000	0	0	75000	0	0	0	0	0	0	0
	NIHON IMPEX PRIVATE LIMITED	1	75000	0	0	75000	3.527	75000			3.527	0	0	0	0	0	0	0
	QFI - Individual	0	0	0	0	0	0.000	0	0	0	0.000	0	0.000	0	0.000	0	0.000	0
	NRI - Repatriable	0	0	0	0	0	0	0	0	0	0	0	0	0	0	0	0	0
	NRI - Non-Repatriable	0	0	0	0	0	0	0	0	0	0	0	0	0	0	0	0	0
	OCBs	0	0	0	0	0	0	0	0	0	0	0	0	0	0	0	0	0
	Trusts	0	0	0	0	0	0	0	0	0	0	0	0	0	0	0	0	0
	Clearing Members	0	0	0	0	0	0	0	0	0	0	0	0	0	0	0	0	0
	IEPF Authority	0	0	0	0	0	0	0	0	0	0	0	0	0	0	0	0	0
	Sub-Total (B)(3)	0	0	0	0	0	0	0	0	0	0	0	0	0	0	0	0	0
		0	0	0	0	0	0	0	0	0	0	0	0	0	0	0	0	0
	Total Public Shareholding (B)=(B)(1)+(B)(2)+(B)(3)	1	75000	3.527	0	75000	3.527	75000	0	75000	3.527	0	3.527	0	0	0	0	0



Table IV - Statement showing shareholding pattern of the Non Promoter - Non Public shareholder

Table IV - Statement showing shareholding pattern of the Non Promoter - Non Public shareholder																		
	Category & Name of shareholders (I)	Nos. of shareholders (II)	No. of fully paid-up equity shares held (III)	No. of partly paid-up equity shares held (IV)	Nos. of shares underlying Depository Receipt (V)	Total nos. shares held (VI) = (III)+(IV)+(V)	Shareholding % calculated as per SCRR, 1957 As a % of (A+B+C2) (VII)	Number of Voting Rights held in each class of securities (VIII)			No. of Shares Underlying Outstanding convertible securities (Including Warrants) (IX)	Shareholding as a % assuming full conversion of convertible securities (as a percentage of diluted share capital) (X)= (VI)+(IX) as a % of (A+B+C)	Number of Locked in shares (XI)		Number of Shares pledged or otherwise encumbered (XII)		Number of equity shares held in dematerialized form (XIII)	
								No. of Voting Rights					Total as a % of Total Voting rights	No. (a)	As a % of total Shares held (b)	No. (a)		As a % of total Shares held (b)
								Class x	Class y	Total								
(1)	Custodian DR Holder																	
(2)	Employee Benefit Trust (under SEBI (share based Employee Benefit) Regulations, 2014																	
	Total Non-Promoter - Non-Public Shareholding (C)=(C)(1)+(C)+(2)																	



Table V - Statement showing shareholding details of significant beneficial owner

Details of the significant beneficial owner (I)		Details of the registered owner (II)		Details of holding/ exercise of right of the SBO in the reporting company, whether direct or indirect : (III) Whether by virtue of:						
Sr No.	Name	Nationality	Name	Nationality	Shares %	Voting rights %	Rights on distributable dividend or any other distribution %	Exercise of control	Exercise of significant influence	Date of creation / acquisition of significant beneficial interest (IV)



Format of holding of specified securities

Annexure - I

1 Name of Listed Entity : LEXI EXPORTS PRIVATE LIMITED

2 Scrip Code/Name of Scrip/Class of Security :

3 Share Holding Pattern Filed under: Reg. 31(1) (b) : As On **24/01/2020**

4 Declaration:

	Particulars	Yes	No
1	Whether the Listed Entity has issued any partly paid up shares		NO
2	Whether the Listed Entity has issued any Convertible Securities or Warrants?		NO
3	Whether the Listed Entity has any shares against which depository receipt are issued?		NO
4	Whether the Listed Entity has any shares in locked-in?		NO
5	Whether any shares held by promoters are pledge or otherwise encumbered?		NO

5 The tabular format for disclosure of holding of specified securities is as follows:-



Table I - Summary Statement holding of specified securities

Annexure - Summary Statement holding of specified securities																		
Category (I)	Category of shareholder (II)	Nos. of shareholder s (III)	No. of fully paid-up equity shares held (IV)	No. of partly paid-up equity shares held (V)	No. of shares underlying Depositor y Receipt (VI)	Total nos. shares held (VII) = (IV)+(V)+(VI)	Sharehold ing as a % of total no. of shares (calculated as per SCRR, 1957) (VIII) As a % of (A+B+C2)	Number of Voting Rights held in each class of securities (IX)				No. of Shares Underlyin g convertibl e securities (including Warrants) (X)	Shareholding as a % assuming full conversion of convertible securities (as a percentage of diluted share capital) (XI)=(VII)+(X) as a % of (A+B+C)	Number of Locked In shares (XII)		Number of Shares pledged or otherwise encumbered - (XIII)		Number of equity shares held in dematerialized form (XIV)
								No. of Voting Rights			Total as a % of (A+B+C)			No. (a)	As a % of total Shares held (b)	No. (a)	As a % of total Shares held (b)	
								Class eg:x	Class eg:y	Total								
(A)	Promoter & Promoter Group	2	142967	0	0	142967	100.000	142967	0	142967	100.000	0	100.000	0	0.000	0	0.000	0
(B)	Public	0	0	0	0	0	100.000	0	0	0	0.000	0	100.000	0	0.000	0	0.000	0
(C)	Public																	
(C1)	Shares underlying DRs																	
(C2)	Shares held by Employee Trusts																	
	TOTAL	2	142967	0		142967	100.000	142967	0	142967	100.000	0	100.000	0	0.000	0	0.000	0




Table II - Statement showing shareholding pattern of the Promoter and Promoter Group

Category & Name of shareholders (I)	Nos. of shareholders (II)	No. of fully paid-up equity shares held (III)	No. of partly paid-up equity shares held (IV)	Nos. of shares underlying Depository Receipt (V)	Total nos. shares held (VI) = (III)+(IV)+(V)	Shareholding % calculated as per SCRR, 1957 As a % of (A+B+C2) (VII)	Number of Voting Rights held in each class of securities (VIII)			No. of Shares Underlying Outstanding convertible securities (including Warrants) (IX)	Shareholding as a % assuming full conversion of convertible securities (as a percentage of diluted share capital) (X) = (VI)+(IX) as a % of (A+B+C)	Number of Locked in shares (XI)		Number of Shares pledged or otherwise encumbered (XII)		Number of equity shares held in dematerialized form (XIII)	
							No. of Voting Rights					Total as a % of Total Voting rights	No. (a)	As a % of total Shares held (b)	No. (a)		As a % of total Shares held (b)
							Class x	Class y	Total								
(1) Indian	0	0	0	0	0	0.000	0	0	0	0.000	0	0.000	0	0.000	0	0	
Individuals/Hindu undivided Family	2	142967	0	0	142967	100.000	142967	0	142967	100.000	0	100.000	0	0.000	0	0.000	0
ASHWIN GUPTA	0	62917	0	0	62917	44.008	62917	0	62917	44.008	0	44.008	0	0.000	0	0.000	0
SHWETA GUPTA	0	80050	0	0	80050	55.992	80050	0	80050	55.992	0	55.992	0	0.000	0	0.000	0
(b) Central Government/State Government(s)	0	0	0	0	0	0.000	0	0	0	0.000	0	0.000	0	0.000	0	0.000	0
Financial Institutions/Banks	0	0	0	0	0	0.000	0	0	0	0.000	0	0.000	0	0.000	0	0.000	0
(d) Any Other	0	0	0	0	0	0.000	0	0	0	0.000	0	0.000	0	0.000	0	0.000	0
Bodies Corporate	0	0	0	0	0	0.000	0	0	0	0.000	0	0.000	0	0.000	0	0.000	0
Trusts	0	0	0	0	0	0.000	0	0	0	0.000	0	0.000	0	0.000	0	0.000	0
Clearing Members	0	0	0	0	0	0.000	0	0	0	0.000	0	0.000	0	0.000	0	0.000	0
Sub-Total (A)(1)	2	142967	0	0	142967	100.000	142967	0	142967	100.000	0	100.000	0	0.000	0	0.000	0
(2) Foreign	0	0	0	0	0	0.000	0	0	0	0.000	0	0.000	0	0.000	0	0.000	0
(a) Individuals (Non-Resident Individuals)/Foreign Individuals	0	0	0	0	0	0.000	0	0	0	0.000	0	0.000	0	0.000	0	0.000	0
(b) Government	0	0	0	0	0	0.000	0	0	0	0.000	0	0.000	0	0.000	0	0.000	0
(c) Institutions	0	0	0	0	0	0.000	0	0	0	0.000	0	0.000	0	0.000	0	0.000	0
(d) Foreign Portfolio Investor	0	0	0	0	0	0.000	0	0	0	0.000	0	0.000	0	0.000	0	0.000	0
(e) Any Other	0	0	0	0	0	0.000	0	0	0	0.000	0	0.000	0	0.000	0	0.000	0
OCBs	0	0	0	0	0	0.000	0	0	0	0.000	0	0.000	0	0.000	0	0.000	0
Sub-Total (A)(2)	0	0	0	0	0	0.000	0	0	0	0.000	0	0.000	0	0.000	0	0.000	0
Total Shareholding of Promoter and Promoter Group (A)=(A)(1)+(A)(2)	2	142967	0	0	142967	100.000	142967	0	142967	100.000	0	100.000	0	0.000	0	0.000	0



Table III - Statement showing shareholding pattern of the Public shareholder

	Category & Name of shareholders (I)	Nos. of shareholders (II)	No. of fully paid-up equity shares held (III)	No. of partly paid-up equity shares held (IV)	Nos. of shares underlying Depository Receipt (V)	Total nos. shares held (VI) = (III)+(IV)+(V)	Shareholding % calculated as per SCRR, 1957 As a % of (A+B+C2) (VII)	Number of Voting Rights held In each class of securities (VIII)			No. of Shares Underlying Outstanding convertible securities (Including Warrants) (IX)	Shareholding as a % assuming full conversion of convertible securities (as a percentage of diluted share capital) (X)= (VI)+(IX) as a % of (A+B+C)	Number of Locked in shares (XI)		Number of Shares pledged or otherwise encumbered (XII)		Number of equity shares held in dematerialized form (XIII)	
								No. of Voting Rights					Total as a % of Total Voting rights	No. (a)	As a % of total Shares held (b)	No. (a)		As a % of total Shares held (b)
								Class x	Class y	Total								
(1)	Institutions	0	0	0	0	0	0.000	0	0	0	0.000	0	0.000	0	0.000	0	0.000	0
(a)	Mutual Funds	0	0	0	0	0	0.000	0	0	0	0.000	0	0.000	0	0.000	0	0.000	0
(b)	Venture Capital Funds	0	0	0	0	0	0.000	0	0	0	0.000	0	0.000	0	0.000	0	0.000	0
(c)	Alternate Investment Funds	0	0	0	0	0	0.000	0	0	0	0.000	0	0.000	0	0.000	0	0.000	0
(d)	Foreign Venture Capital Investors	0	0	0	0	0	0.000	0	0	0	0.000	0	0.000	0	0.000	0	0.000	0
(e)	Foreign Portfolio Investors	0	0	0	0	0	0.000	0	0	0	0.000	0	0.000	0	0.000	0	0.000	0
(f)	Financial Institutions/Banks	0	0	0	0	0	0	0	0	0	0	0	0	0	0	0	0	0
(g)	Insurance Companies	0	0	0	0	0	0.000	0	0	0	0.000	0	0.000	0	0.000	0	0.000	0
(h)	Provident Funds/Pension Funds	0	0	0	0	0	0.000	0	0	0	0.000	0	0.000	0	0.000	0	0.000	0
(i)	Any Other	0	0	0	0	0	0.000	0	0	0	0.000	0	0.000	0	0.000	0	0.000	0
	Foreign Institutional Investors	0	0	0	0	0	0.000	0	0	0	0.000	0	0.000	0	0.000	0	0.000	0
	QFI - Corporate	0	0	0	0	0	0.000	0	0	0	0.000	0	0.000	0	0.000	0	0.000	0
	Sub-Total (B)(1)	0	0	0	0	0	0	0	0	0	0	0	0	0	0	0	0	0
(2)	Central Government/State Government(s)/President of India	0	0	0	0	0	0.000	0	0	0	0.000	0	0.000	0	0.000	0	0.000	0
	Sub-Total (B)(2)	0	0	0	0	0	0.000	0	0	0	0.000	0	0.000	0	0.000	0	0.000	0
(3)	Non-Institutions	0	0	0	0	0	0.000	0	0	0	0.000	0	0.000	0	0.000	0	0.000	0
(a)	Individuals	0	0	0	0	0	0.000	0	0	0	0.000	0	0.000	0	0.000	0	0.000	0
	i) Individual shareholders holding nominal share capital up to Rs.2 Lakhs.	0	0	0	0	0	0	0	0	0	0	0	0	0	0	0	0	0
	ii) Individual shareholders holding nominal share capital in excess of Rs.2 Lakhs.	0	0	0	0	0	0	0	0	0	0	0	0	0	0	0	0	0
(b)	NBFCs registered with RBI	0	0	0	0	0	0.000	0	0	0	0.000	0	0.000	0	0.000	0	0.000	0
(c)	Employee Trusts	0	0	0	0	0	0.000	0	0	0	0.000	0	0.000	0	0.000	0	0.000	0
(d)	Overseas Depositors (holding DRs)(balancing figure)	0	0	0	0	0	0.000	0	0	0	0.000	0	0.000	0	0.000	0	0.000	0
(e)	Any Other	0	0	0	0	0	0.000	0	0	0	0.000	0	0.000	0	0.000	0	0.000	0
	Bodies Corporate	0	0	0	0	0	0	0	0	0	0	0	0	0	0	0	0	0
	QFI - Individual	0	0	0	0	0	0.000	0	0	0	0.000	0	0.000	0	0.000	0	0.000	0
	NRI - Repatriable	0	0	0	0	0	0	0	0	0	0	0	0	0	0	0	0	0
	NRI - Non-Repatriable	0	0	0	0	0	0	0	0	0	0	0	0	0	0	0	0	0
	OCBs	0	0	0	0	0	0	0	0	0	0	0	0	0	0	0	0	0
	Trusts	0	0	0	0	0	0	0	0	0	0	0	0	0	0	0	0	0
	Clearing Memebers	0	0	0	0	0	0	0	0	0	0	0	0	0	0	0	0	0
	IEPF Authority	0	0	0	0	0	0	0	0	0	0	0	0	0	0	0	0	0
	Sub-Total (B)(3)	0	0	0	0	0	0	0	0	0	0	0	0	0	0	0	0	0
		0	0	0	0	0	0	0	0	0	0	0	0	0	0	0	0	0
	Total Public Shareholding (B)=(B)(1)+(B)(2)+(B)(3)	0	0	0	0	0	0	0	0	0	0	0	0	0	0	0	0	0



Table IV - Statement showing shareholding pattern of the Non Promoter - Non Public shareholder

Table IV - Statement showing shareholding pattern of the Non Promoter - Non Public shareholder																		
	Category & Name of shareholders (I)	Nos. of shareholders (II)	No. of fully paid-up equity shares held (III)	No. of partly paid-up equity shares held (IV)	Nos. of shares underlying Depository Receipt (V)	Total nos. shares held (VI) = (III)+(IV)+(V)	Shareholding % calculated as per SCRR, 1957 As a % of (A+B+C2) (VII)	Number of Voting Rights held in each class of securities (VIII)				No. of Shares Underlying Outstanding convertible securities (Including Warrants) (IX)	Shareholding as a % assuming full conversion of convertible securities (as a percentage of diluted share capital) (X)=	Number of Locked In shares (XI)		Number of Shares pledged or otherwise encumbered (XII)		Number of equity shares held in dematerialized form (XIII)
								No. of Voting Rights			Total as a % of Total Voting rights			No. (a)	As a % of total Shares held (b)	No. (a)	As a % of total Shares held (b)	
								Class x	Class y	Total								
(1)	Custodian.																	
(2)	Employee Benefit Trust (under Section 17(1)(b) of Income Tax Act, 1961)																	
	Total Non-Promoter - Non-Public Shareholders																	



Table V : Statement showing shareholding details of significant beneficial owner

Details of the significant beneficial owner (I)			Details of the registered owner (II)		Details of holding/ exercise of right of the SBO in the reporting company, whether direct or indirect : (III) Whether by virtue of:						
Sr No.	Name	Nationality	Name	Nationality	Shares %	Voting rights %	Rights on distributable dividend or any other distribution %	Exercise of control	Exercise of significant influence	Date of creation / acquisition of significant beneficial interest (IV)	



Format of holding of specified securities

Annexure - I

1 Name of Listed Entity : RICHIE CREDIT & FINANCE PRIVATE LIMITED

2 Scrip Code/Name of Scrip/Class of Security :

3 Share Holding Pattern Filed under: Reg. 31(1) (b) : As On **24/01/2020**

4 Declaration:

	Particulars	Yes	No
1	Whether the Listed Entity has issued any partly paid up shares		NO
2	Whether the Listed Entity has issued any Convertible Securities or Warrants?		NO
3	Whether the Listed Entity has any shares against which depository receipt are issued?		NO
4	Whether the Listed Entity has any shares in locked-in?		NO
5	Whether any shares held by promoters are pledge or otherwise encumbered?		NO

5 The tabular format for disclosure of holding of specified securities is as follows:-



Table I - Summary Statement holding of specified securities

Category (I)	Category of shareholder (II)	Nos. of shareholders (III)	No. of fully paid-up equity shares held (IV)	No. of partly paid-up equity shares held (V)	No. of shares underlying Depository Receipt (VI)	Total nos. shares held (VII) = (IV)+(V)+(VI)	Shareholding as a % of total no. of shares (calculated as per SCRR, 1957) (VIII) As a % of (A+B+C2)	Number of Voting Rights held in each class of securities (IX)				No. of Shares Underlying convertible securities (Including Warrants) (X)	Shareholding as a % assuming full conversion of convertible securities (as a percentage of diluted share capital) (XI)=(VII)+(X) as a % of (A+B+C)	Number of Locked in shares (XII)		Number of Shares pledged or otherwise encumbered (XIII)		Number of equity shares held in dematerialized form (XIV)
								No. of Voting Rights			Total as a % of (A+B+C)			No. (a)	As a % of total Shares held (b)	No. (a)	As a % of total Shares held (b)	
								Class eg: x	Class eg: y	Total								
(A)	Promoter & Promoter Group	2	102000	0	0	102000	100.000	102000	0	102000	100.000	0	100.000	0	0.000	0	0.000	0
(B)	Public	0	0	0	0	0	100.000	0	0	0	0.000	0	100.000	0	0.000	0	0.000	0
(C)	Non Public																	
(C1)	underlying DRs																	
(C2)	Shares held by Employee Trusts																	
	TOTAL	2	102000	0		102000	100.000	102000	0	102000	100.000	0	100.000	0	0.000	0	0.000	0



Table II - Statement showing shareholding pattern of the Promoter and Promoter Group

Annex 11- Statement showing shareholding pattern of the Promoter and Promoter Group																		
	Category & Name of shareholders (i)	Nos. of shareholders (ii)	No. of fully paid-up equity shares held (iii)	No. of partly paid-up equity shares held (iv)	Nos. of shares underlying Depository Receipt (v)	Total nos. shares held (vi) = (iii)+(iv)+(v)	Shareholding % calculated as per SCRR, 1957 As a % of (A+B+C2) (vii)	Number of Voting Rights held in each class of securities (viii)				No. of Shares Underlying Outstanding convertible securities (including Warrants) (ix)	Shareholding as a % assuming full conversion of convertible securities (as a percentage of diluted share capital) (X)= (vi)+(ix) as a % of (A+B+C)	Number of Locked in shares (xi)		Number of Shares pledged or otherwise encumbered (xii)		Number of equity shares held in dematerialized form (xiii)
								No. of Voting Rights			Total as a % of Total Voting rights			No. (a)	As a % of total Shares held (b)	No. (a)	As a % of total Shares held (b)	
								Class x	Class y	Total								
(1)	Indian	0	0	0	0	0	0.000	0	0	0	0.000	0	0.000	0	0.000	0	0.000	0
	Individuals/Hindu undivided Family	2	102000	0	0	102000	100.000	102000	0	102000	100.000	0	100.000	0	0.000	0	0.000	0
(a)	ASHWIN GUPTA	0	51000	0	0	51000	50.000	51000	0	51000	50.000	0	50.000	0	0.000	0	0.000	0
	SHWETA GUPTA	0	51000	0	0	51000	50.000	51000	0	51000	50.000	0	50.000	0	0.000	0	0.000	0
	Central Government/State Government(s)	0	0	0	0	0	0.000	0	0	0	0.000	0	0.000	0	0.000	0	0.000	0
(c)	Financial Institutions/Banks	0	0	0	0	0	0.000	0	0	0	0.000	0	0.000	0	0.000	0	0.000	0
(d)	Any Other	0	0	0	0	0	0.000	0	0	0	0.000	0	0.000	0	0.000	0	0.000	0
	Bodies Corporate	0	0	0	0	0	0.000	0	0	0	0.000	0	0.000	0	0.000	0	0.000	0
	Trusts	0	0	0	0	0	0.000	0	0	0	0.000	0	0.000	0	0.000	0	0.000	0
	Clearing Members	0	0	0	0	0	0.000	0	0	0	0.000	0	0.000	0	0.000	0	0.000	0
	Sub-Total (A)(1)	2	102000	0	0	102000	100.000	102000	0	102000	100.000	0	100.000	0	0.000	0	0.000	0
(2)	Foreign	0	0	0	0	0	0.000	0	0	0	0.000	0	0.000	0	0.000	0	0.000	0
	Individuals (Non-Resident Individuals)/Foreign Individuals	0	0	0	0	0	0.000	0	0	0	0.000	0	0.000	0	0.000	0	0.000	0
(b)	Government	0	0	0	0	0	0.000	0	0	0	0.000	0	0.000	0	0.000	0	0.000	0
(c)	Institutions	0	0	0	0	0	0.000	0	0	0	0.000	0	0.000	0	0.000	0	0.000	0
(d)	Foreign Portfolio Investor	0	0	0	0	0	0.000	0	0	0	0.000	0	0.000	0	0.000	0	0.000	0
(e)	Any Other	0	0	0	0	0	0.000	0	0	0	0.000	0	0.000	0	0.000	0	0.000	0
	OCEBs	0	0	0	0	0	0.000	0	0	0	0.000	0	0.000	0	0.000	0	0.000	0
	Sub-Total (A)(2)	0	0	0	0	0	0.000	0	0	0	0.000	0	0.000	0	0.000	0	0.000	0
	Total Shareholding of Promoter and Promoter Group (A)=(A)(1)+(A)(2)	2	102000	0	0	102000	100.000	102000	0	102000	100.000	0	100.000	0	0.000	0	0.000	0



Table III - Statement showing shareholding pattern of the Public shareholder

Category & Name of shareholders (I)	Nos. of shareholders (II)	No. of fully paid-up equity shares held (III)	No. of partly paid-up equity shares held (IV)	Nos. of shares underlying Depository Receipt (V)	Total nos. shares held (VI) = (III)+(IV)+(V)	Shareholding % calculated as per SCRR, 1957 As a % of (A+B+C2) (VII)	Number of Voting Rights held in each class of securities (VIII)				No. of Shares Underlying Outstanding convertible securities (including Warrants) (IX)	Shareholding as a % assuming full conversion of convertible securities (as a percentage of diluted share capital) (X)= (VI)+(IX) as a % of (A+B+C)	Number of Locked in shares (XI)		Number of Shares pledged or otherwise encumbered (XII)		Number of equity shares held in dematerialized form (XIII)
							No. of Voting Rights			Total as a % of Total Voting rights			No. (a)	As a % of total Shares held (b)	No. (a)	As a % of total Shares held (b)	
							Class x	Class y	Total								
(1) Institutions	0	0	0	0	0	0.000	0	0	0	0.000	0	0.000	0	0.000	0	0.000	0
(a) Mutual Funds	0	0	0	0	0	0.000	0	0	0	0.000	0	0.000	0	0.000	0	0.000	0
(b) Venture Capital Funds	0	0	0	0	0	0.000	0	0	0	0.000	0	0.000	0	0.000	0	0.000	0
(c) Alternate Investment Funds	0	0	0	0	0	0.000	0	0	0	0.000	0	0.000	0	0.000	0	0.000	0
(d) Foreign Venture Capital Investors	0	0	0	0	0	0.000	0	0	0	0.000	0	0.000	0	0.000	0	0.000	0
(e) Foreign Portfolio Investors	0	0	0	0	0	0.000	0	0	0	0.000	0	0.000	0	0.000	0	0.000	0
(f) Financial Institutions/Banks	0	0	0	0	0	0	0	0	0	0	0	0.000	0	0.000	0	0.000	0
(g) Insurance Companies	0	0	0	0	0	0.000	0	0	0	0.000	0	0.000	0	0.000	0	0.000	0
(h) Provident Funds/Pension Funds	0	0	0	0	0	0.000	0	0	0	0.000	0	0.000	0	0.000	0	0.000	0
(i) Any Other	0	0	0	0	0	0.000	0	0	0	0.000	0	0.000	0	0.000	0	0.000	0
Foreign Institutional Investors	0	0	0	0	0	0.000	0	0	0	0.000	0	0.000	0	0.000	0	0.000	0
QFI - Corporate	0	0	0	0	0	0.000	0	0	0	0.000	0	0.000	0	0.000	0	0.000	0
Sub-Total (B)(1)	0	0	0	0	0	0	0	0	0	0	0	0	0	0	0	0	0
Central Government/State Government(s)/President of India	0	0	0	0	0	0.000	0	0	0	0.000	0	0.000	0	0.000	0	0.000	0
Sub-Total (B)(2)	0	0	0	0	0	0.000	0	0	0	0.000	0	0.000	0	0.000	0	0.000	0
(3) Non-Institutions	0	0	0	0	0	0.000	0	0	0	0.000	0	0.000	0	0.000	0	0.000	0
(a) Individuals	0	0	0	0	0	0.000	0	0	0	0.000	0	0.000	0	0.000	0	0.000	0
i) Individual shareholders holding nominal share capital up to Rs.2 Lakhs.	0	0	0	0	0	0	0	0	0	0	0	0	0	0	0	0	0
ii) Individual shareholders holding nominal share capital in excess of Rs.2 Lakhs.	0	0	0	0	0	0	0	0	0	0	0	0	0	0	0	0	0
(b) NBFCs registered with RBI	0	0	0	0	0	0.000	0	0	0	0.000	0	0.000	0	0.000	0	0.000	0
(c) Employee Trusts	0	0	0	0	0	0.000	0	0	0	0.000	0	0.000	0	0.000	0	0.000	0
(d) Overseas Depositors (holding DRs)/balancing figure)	0	0	0	0	0	0.000	0	0	0	0.000	0	0.000	0	0.000	0	0.000	0
(e) Any Other	0	0	0	0	0	0.000	0	0	0	0.000	0	0.000	0	0.000	0	0.000	0
Bodies Corporate	0	0	0	0	0	0	0	0	0	0	0	0	0	0	0	0	0
QFI - Individual	0	0	0	0	0	0.000	0	0	0	0.000	0	0.000	0	0.000	0	0.000	0
NRI - Repatriable	0	0	0	0	0	0	0	0	0	0	0	0	0	0	0	0	0
NRI - Non-Repatriable	0	0	0	0	0	0	0	0	0	0	0	0	0	0	0	0	0
OCBs	0	0	0	0	0	0	0	0	0	0	0	0	0	0	0	0	0
Trusts	0	0	0	0	0	0	0	0	0	0	0	0	0	0	0	0	0
Clearing Members	0	0	0	0	0	0	0	0	0	0	0	0	0	0	0	0	0
IEPF Authority	0	0	0	0	0	0	0	0	0	0	0	0	0	0	0	0	0
Sub-Total (B)(3)	0	0	0	0	0	0	0	0	0	0	0	0	0	0	0	0	0
Total Public Shareholding (B)=(B)(1)+(B)(2)+(B)(3)	0	0	0	0	0	0	0	0	0	0	0	0	0	0	0	0	0



Table IV - Statement showing shareholding pattern of the Non Promoter - Non Public shareholder

Statement showing shareholding pattern of the Non-Promoter - Non-Public Shareholder																		
	Category & Name of shareholders (I)	Nos. of shareholders (II)	No. of fully paid-up equity shares held (III)	No. of partly paid-up equity shares held (IV)	Nos. of shares underlying Depository Receipt (V)	Total nos. shares held (VI) = (III)+(IV)+(V)	Shareholding % calculated as per SCRR, 1957 As a % of (A+B+C2) (VII)	Number of Voting Rights held in each class of securities (VIII)			No. of Shares Underlying Outstanding convertible securities (including Warrants) (IX)	Shareholding as a % assuming full conversion of convertible securities (as a percentage of diluted share capital) (X) = (VI)+(IX) as a % of (A+B+C)	Number of Locked in shares (XI)		Number of Shares pledged or otherwise encumbered (XII)		Number of equity shares held in dematerialized form (XIII)	
								No. of Voting Rights					Total as a % of Total Voting rights	No. (a)	As a % of total Shares held (b)	No. (a)		As a % of total Shares held (b)
								Class x	Class y	Total								
(1)	Custodian DR Holder																	
(2)	Employee Benefit Trust (under SEBI (share based Employee Benefit) Regulations, 2014																	
	Total Non-Promoter - Non-Public Shareholding (C)=(C)(1)+(C)(2)																	



Table V - Statement showing shareholding details of significant beneficial owner

Details of the significant beneficial owner (I)			Details of the registered owner (II)		Details of holding/ exercise of right of the SBO in the reporting company, whether direct or indirect : (III) Whether by virtue of:					
Sr No.	Name	Nationality	Name	Nationality	Shares %	Voting rights %	Rights on distributable dividend or any other distribution %	Exercise of control	Exercise of significant influence	Date of creation / acquisition of significant beneficial interest (IV)



**SHAREHOLDING PATTERN
OF
ALL COMPANIES
(POST-AMALGAMATION)

(WITH PAN)**

Format of holding of specified securities

Annexure - I

- 1 **Name of Listed Entity : GALLANTT ISPAT LTD.**
- 2 Scrip Code/Name of Scrip/Class of Security :
- 3 Share Holding Pattern Filed under: Reg. 31(1) (b) : As On **24/01/2020**
- 4 Declaration:

	Particulars	Yes	No
1	Whether the Listed Entity has issued any partly paid up shares		NO
2	Whether the Listed Entity has issued any Convertible Securities or Warrants?		NO
3	Whether the Listed Entity has any shares against which depository receipt are issued?		NO
4	Whether the Listed Entity has any shares in locked-in?		NO
5	Whether any shares held by promoters are pledge or otherwise encumbered?		NO

- 5 The tabular format for disclosure of holding of specified securities is as follows:-



Table I - Summary Statement holding of specified securities

Category (I)	Category of shareholder (II)	Nos. of shareholder s (III)	No. of fully paid-up equity shares held (IV)	No. of partly paid-up equity shares held (V)	No. of shares underlying Depository Receipt (VI)	Total nos. shares held (VII) = (IV)+(V)+(VI)	Shareholdin g as a % of total no. of shares (calculated as per SCRR, 1957) (VIII) As a % of (A+B+C2)	Number of Voting Rights held in each class of securities (IX)				No. of Shares Underlying convertible securities (including Warrants) (X)	Shareholdin g as a % assuming full conversion of convertible securities (as a percentage of diluted share capital) (XI)=(VII)+(X) as a % of	Number of Locked in shares (XII)		Number of Shares pledged or otherwise encumbered (XIII)		Number of equity shares held in dematerializ ed form (XIV)
								No. of Voting Rights			Total as a % of (A+B+C)			No. (a)	As a % of total Shares held (b)	No. (a)	As a % of total Shares held (b)	
								Class eg: x	Class eg: y	Total								
(A)	Promoter & Promoter Group	0	0	0	0	0	0.000	0	0	0	0.000	0	0.000	0	0.000	0	0.000	0
(B)	Public	0	0	0	0	0	0.000	0	0	0	0.000	0	0.000	0	0.000	0	0.000	0
(C)	Non Promoter - Non Public	0	0	0	0	0	0.000	0	0	0	0.000	0	0.000	0	0.000	0	0.000	0
(C1)	Shares underlying DRs	0	0	0	0	0	0.000	0	0	0	0.000	0	0.000	0	0.000	0	0.000	0
(C2)	Shares held by Employee Trusts	0	0	0	0	0	0.000	0	0	0	0.000	0	0.000	0	0.000	0	0.000	0
	TOTAL	0	0	0	0	0	0.000	0	0	0	0.000	0	0.000	0	0.000	0	0.000	0



Table II - Statement showing shareholding pattern of the Promoter and Promoter Group

Annexure II - Statement showing shareholding pattern of the Promoter and Promoter Group																				
(1)	Category & Name of shareholders (I)	PAN (II)	Nos. of shareholders (III)	No. of fully paid-up equity shares held (IV)	No. of partly paid-up equity shares held (V)	Nos. of shares underlying Depository Receipt (VI)	Total nos. shares held (VII) = (IV)+(V)+(VI)	Shareholding % calculated as per SCRR, 1957 As a % of (A+B+C2) (VIII)	Number of Voting Rights held in each class of securities (IX)				No. of Shares Underlying Outstanding convertible securities (including Warrants) (X)	Shareholding % as a % assuming full conversion of convertible securities (as a percentage of diluted share capital) (XI) = (VII)+(X) as a % of (A+B+C)	Number of Locked in shares (XII)		Number of Shares pledged or otherwise encumbered (XIII)		Number of equity shares held in dematerialized form (XIV)	
									No. of Voting Rights			Total as a % of Total Voting rights			No. (a)	As a % of total Shares held (b)	No. (a)	As a % of total Shares held (b)		
									Class X	Class Y	Total									
(1)	Indian		0	0	0	0	0	0.000	0	0	0	0.000	0	0.000	0	0.000	0	0.000	0	
(a)	Individuals/Hindu undivided Family		0	0	0	0	0	0.000	0	0	0	0.000	0	0.000	0	0.000	0	0.000	0	
	ASHUTOSH AGARWAL	AAZPA8800B	0	0	0	0	0	0.000	0	0	0	0.000	0	0.000	0	0.000	0	0.000	0	
	CHANDNI AGRAWAL	AODPA1565P	0	0	0	0	0	0.000	0	0	0	0.000	0	0.000	0	0.000	0	0.000	0	
	CHANDRA PRAKASH AGARWAL	ABLPAS567C	0	0	0	0	0	0.000	0	0	0	0.000	0	0.000	0	0.000	0	0.000	0	
	CHANDRA PRAKASH AGRAWAL HUF	AAHHC6989G	0	0	0	0	0	0.000	0	0	0	0.000	0	0.000	0	0.000	0	0.000	0	
	MADHU AGRAWAL	ABMPA1270H	0	0	0	0	0	0.000	0	0	0	0.000	0	0.000	0	0.000	0	0.000	0	
	MAYANK AGARWAL	AFYPA4212K	0	0	0	0	0	0.000	0	0	0	0.000	0	0.000	0	0.000	0	0.000	0	
	NITIN MAHAVIR KANDOI	ADGPK2910C	0	0	0	0	0	0.000	0	0	0	0.000	0	0.000	0	0.000	0	0.000	0	
	PREM PRAKASH AGARWAL	ABLPAS569N	0	0	0	0	0	0.000	0	0	0	0.000	0	0.000	0	0.000	0	0.000	0	
	PREM PRAKASH AGRAWAL HUF	AACHP1752Q	0	0	0	0	0	0.000	0	0	0	0.000	0	0.000	0	0.000	0	0.000	0	
	SANTOSH KUMAR AGARWAL	ASLPA8568P	0	0	0	0	0	0.000	0	0	0	0.000	0	0.000	0	0.000	0	0.000	0	
	SANTOSH KUMAR AGRAWAL HUF	AADHS8255E	0	0	0	0	0	0.000	0	0	0	0.000	0	0.000	0	0.000	0	0.000	0	
	SHYAMA AGRAWAL	ABLPAS579L	0	0	0	0	0	0.000	0	0	0	0.000	0	0.000	0	0.000	0	0.000	0	
	SMRITI AGARWAL	ADPPG1191G	0	0	0	0	0	0.000	0	0	0	0.000	0	0.000	0	0.000	0	0.000	0	
	UMA AGARWAL	ABLPAS576M	0	0	0	0	0	0.000	0	0	0	0.000	0	0.000	0	0.000	0	0.000	0	
	(b)	Central Government/State Government(s)		0	0	0	0	0	0.000	0	0	0	0.000	0	0.000	0	0.000	0	0.000	0
		Financial Institutions/Banks		0	0	0	0	0	0.000	0	0	0	0.000	0	0.000	0	0.000	0	0.000	0
	(c)	Any Other		0	0	0	0	0	0.000	0	0	0	0.000	0	0.000	0	0.000	0	0.000	0
		Bodies Corporate		0	0	0	0	0	0.000	0	0	0	0.000	0	0.000	0	0.000	0	0.000	0
		GALLANTT METAL LIMITED	AACCG2934J	0	0	0	0	0	0.000	0	0	0	0.000	0	0.000	0	0.000	0	0.000	0
		Trusts		0	0	0	0	0	0.000	0	0	0	0.000	0	0.000	0	0.000	0	0.000	0
		Clearing Members		0	0	0	0	0	0.000	0	0	0	0.000	0	0.000	0	0.000	0	0.000	0
		Sub-Total (A)(1)		0	0	0	0	0	0.000	0	0	0	0.000	0	0.000	0	0.000	0	0.000	0
				0	0	0	0	0	0.000	0	0	0	0.000	0	0.000	0	0.000	0	0.000	0
(2)	Foreign		0	0	0	0	0	0.000	0	0	0	0.000	0	0.000	0	0.000	0	0.000	0	
(a)	Individuals (Non-Resident Individuals/Foreign Individuals)		0	0	0	0	0	0.000	0	0	0	0.000	0	0.000	0	0.000	0	0.000	0	
	Government		0	0	0	0	0	0.000	0	0	0	0.000	0	0.000	0	0.000	0	0.000	0	
	Institutions		0	0	0	0	0	0.000	0	0	0	0.000	0	0.000	0	0.000	0	0.000	0	
	Foreign Portfolio Investor		0	0	0	0	0	0.000	0	0	0	0.000	0	0.000	0	0.000	0	0.000	0	
	Any Other		0	0	0	0	0	0.000	0	0	0	0.000	0	0.000	0	0.000	0	0.000	0	
	OCBs		0	0	0	0	0	0.000	0	0	0	0.000	0	0.000	0	0.000	0	0.000	0	
	Sub-Total (A)(2)		0	0	0	0	0	0.000	0	0	0	0.000	0	0.000	0	0.000	0	0.000	0	
			0	0	0	0	0	0.000	0	0	0	0.000	0	0.000	0	0.000	0	0.000	0	
	Shareholding of Promoter and Promoter Group		0	0	0	0	0	0.000	0	0	0	0.000	0	0.000	0	0.000	0	0.000	0	
			0	0	0	0	0	0.000	0	0	0	0.000	0	0.000	0	0.000	0	0.000	0	



Table III - Statement showing shareholding pattern of the Public shareholder

	Category & Name of shareholders (I)	PAN (II)	Nos. of shareholders (III)	No. of fully paid-up equity shares held (IV)	No. of partly paid-up equity shares held (V)	Nos. of shares underlying Depository Receipt (VI)	Total nos. shares held (VII) = (IV)+(V)+(VI)	Shareholding % calculated as per SCRR, 1957 As a % of (A+B+C2) (VIII)	Number of Voting Rights held in each class of securities (IX)				No. of Shares Underlying Outstanding convertible securities (Including Warrants) (X)	Shareholding as a % assuming full conversion of convertible securities (as a percentage of diluted share capital) (XI)= (VII)+(X) as a % of (A+B+C)	Number of Locked in shares (XII)		Number of Shares pledged or otherwise encumbered (XIII)		Number of equity shares held in dematerialized form (XIV)
									No. of Voting Rights			Total as a % of Total Voting rights			No. (a)	As a % of total Shares held (b)	No. (a)	As a % of total Shares held (b)	
									Class x	Class y	Total								
(1)	Institutions		0	0	0	0	0	0.000	0	0	0	0.000	0	0.000	0	0.000	0	0.000	0
(a)	Mutual Funds		0	0	0	0	0	0.000	0	0	0	0.000	0	0.000	0	0.000	0	0.000	0
(b)	Venture Capital Funds		0	0	0	0	0	0.000	0	0	0	0.000	0	0.000	0	0.000	0	0.000	0
(c)	Alternate Investment Funds		0	0	0	0	0	0.000	0	0	0	0.000	0	0.000	0	0.000	0	0.000	0
(d)	Foreign Venture Capital Investors		0	0	0	0	0	0.000	0	0	0	0.000	0	0.000	0	0.000	0	0.000	0
(e)	Foreign Portfolio Investors		0	0	0	0	0	0.000	0	0	0	0.000	0	0.000	0	0.000	0	0.000	0
(f)	Financial Institutions/Banks		0	0	0	0	0	0.000	0	0	0	0.000	0	0.000	0	0.000	0	0.000	0
(g)	Insurance Companies		0	0	0	0	0	0.000	0	0	0	0.000	0	0.000	0	0.000	0	0.000	0
(h)	Provident Funds/Pension Funds		0	0	0	0	0	0.000	0	0	0	0.000	0	0.000	0	0.000	0	0.000	0
(i)	Any Other		0	0	0	0	0	0.000	0	0	0	0.000	0	0.000	0	0.000	0	0.000	0
	Foreign Institutional Investors		0	0	0	0	0	0.000	0	0	0	0.000	0	0.000	0	0.000	0	0.000	0
	QFI - Corporate		0	0	0	0	0	0.000	0	0	0	0.000	0	0.000	0	0.000	0	0.000	0
	Sub-Total (B)(1)		0	0	0	0	0	0.000	0	0	0	0.000	0	0.000	0	0.000	0	0.000	0
(2)	Central Government/State Government(s)/President of India		0	0	0	0	0	0.000	0	0	0	0.000	0	0.000	0	0.000	0	0.000	0
	Sub-Total (B)(2)		0	0	0	0	0	0.000	0	0	0	0.000	0	0.000	0	0.000	0	0.000	0
(3)	Non-Institutions		0	0	0	0	0	0.000	0	0	0	0.000	0	0.000	0	0.000	0	0.000	0
(a)	Individuals		0	0	0	0	0	0.000	0	0	0	0.000	0	0.000	0	0.000	0	0.000	0
	shareholders holding nominal share capital up to Rs.2 Lakhs.		0	0	0	0	0	0.000	0	0	0	0.000	0	0.000	0	0.000	0	0.000	0
	shareholders holding nominal share capital in excess of Rs.2 Lakhs.		0	0	0	0	0	0.000	0	0	0	0.000	0	0.000	0	0.000	0	0.000	0
(b)	NBFCs registered with RBI		0	0	0	0	0	0.000	0	0	0	0.000	0	0.000	0	0.000	0	0.000	0
(c)	Employee Trusts		0	0	0	0	0	0.000	0	0	0	0.000	0	0.000	0	0.000	0	0.000	0
(d)	Overseas Depositors (holding DRs)(balancing figure)		0	0	0	0	0	0.000	0	0	0	0.000	0	0.000	0	0.000	0	0.000	0
(e)	Any Other		0	0	0	0	0	0.000	0	0	0	0.000	0	0.000	0	0.000	0	0.000	0
	Bodies Corporate		0	0	0	0	0	0.000	0	0	0	0.000	0	0.000	0	0.000	0	0.000	0
	AAR COMMERCIAL COMPANY LIMITED	AACCA2642K	0	0	0	0	0	0.000	0	0	0	0.000	0	0.000	0	0.000	0	0.000	0
	NIHON IMPEX PRIVATE LIMITED	AAACN8852E	0	0	0	0	0	0.000	0	0	0	0.000	0	0.000	0	0.000	0	0.000	0
	UTKARSH DEALER PRIVATE LIMITED	AABCU1777E	0	0	0	0	0	0.000	0	0	0	0.000	0	0.000	0	0.000	0	0.000	0
	WALLSTREET DISTRIBUTOR PRIVATE LIMITED	AAACW9650K	0	0	0	0	0	0.000	0	0	0	0.000	0	0.000	0	0.000	0	0.000	0
	WARNER DEALCOM PRIVATE LIMITED	AAACW9648K	0	0	0	0	0	0.000	0	0	0	0.000	0	0.000	0	0.000	0	0.000	0
	QFI - Individual		0	0	0	0	0	0.000	0	0	0	0.000	0	0.000	0	0.000	0	0.000	0
	NRI - Repatriable		0	0	0	0	0	0.000	0	0	0	0.000	0	0.000	0	0.000	0	0.000	0

NRI - Non-Repatriable		0	0	0	0	0	0.000	0	0	0	0.000	0	0.000	0	0.000	0	0.000	0
OCBs		0	0	0	0	0	0.000	0	0	0	0.000	0	0.000	0	0.000	0	0.000	0
Trusts		0	0	0	0	0	0.000	0	0	0	0.000	0	0.000	0	0.000	0	0.000	0
Clearing Memebers		0	0	0	0	0	0.000	0	0	0	0.000	0	0.000	0	0.000	0	0.000	0
IEPF Authority		0	0	0	0	0	0.000	0	0	0	0.000	0	0.000	0	0.000	0	0.000	0
Sub-Total (B)(3)		0	0	0	0	0	0.000	0	0	0	0.000	0	0.000	0	0.000	0	0.000	0
Total Public Shareholding (B)=(B)(1)+(B)(2)+(B)(3)		0	0	0	0	0	0.000	0	0	0	0.000	0	0.000	0	0.000	0	0.000	0



Table IV - Statement showing shareholding pattern of the Non Promoter - Non Public shareholder

	Category & Name of shareholders (I)	PAN (II)	Nos. of shareholders (III)	No. of fully paid-up equity shares held (IV)	No. of partly paid-up equity shares held (V)	Nos. of shares underlying Depository Receipt (VI)	Total nos. shares held (VII) = (IV)+(V)+(VI)	Shareholding % calculated as per SCRR, 1957 As a % of (A+B+C2) (VIII)	Number of Voting Rights held in each class of securities (IX)			No. of Shares Underlying Outstanding convertible securities (including Warrants) (X)	Shareholding as a % assuming full conversion of convertible securities (as a percentage of diluted share capital) (XI) = (VII)+(X) as a % of (A+B+C)	Number of Locked in shares (XII)		Number of Shares pledged or otherwise encumbered (XIII)		Number of equity shares held in dematerialized form (XIV)	
									No. of Voting Rights					Total as a % of Total Voting rights	No. (a)	As a % of total Shares held (b)	No. (a)		As a % of total Shares held (b)
									Class x	Class y	Total								
(1)	Custodian/DR Holder																		
(2)	Employee Benefit Trust (under SEBI (share based Employee Benefit) Regulations, 2014																		
	Total Non-Promoter - Non-Public Shareholding (C)=(C)(1)+(C)(2)																		



Table V - Statement showing shareholding details of significant beneficial owner

Details of the significant beneficial owner (I)				Details of the registered owner (II)			Details of holding/ exercise of right of the SBO in the reporting company, whether direct or indirect : (III) Whether by virtue of:					
Sr No.	Name	PAN/Passport No. in case of a foreign national	Nationality	Name	PAN/Passport No. in case of a foreign national	Nationality	Shares %	Voting rights %	Rights on distributable dividend or any other distribution %	Exercise of control	Exercise of significant influence	Date of creation / acquisition of significant beneficial interest (IV)



Format of holding of specified securities

Annexure - I

1 Name of Listed Entity : GALLANTT METAL LTD.

2 Scrip Code/Name of Scrip/Class of Security :

3 Share Holding Pattern as on 24/01/2020

4 Declaration:

	Particulars	Yes	No
1	Whether the Listed Entity has issued any partly paid up shares		NO
2	Whether the Listed Entity has issued any Convertible Securities or Warrants?		NO
3	Whether the Listed Entity has any shares against which depository receipt are issued?		NO
4	Whether the Listed Entity has any shares in locked-in?		NO
5	Whether any shares held by promoters are pledge or otherwise encumbered?	YES	

5 The tabular format for disclosure of holding of specified securities is as follows:-



Table I - Summary Statement holding of specified securities

Table I - Summary Statement holding of specified securities																		
Category (I)	Category of shareholder (II)	Nos. of shareholders (III)	No. of fully paid-up equity shares held (IV)	No. of partly paid-up equity shares held (V)	No. of shares underlying Depository Receipt (VI)	Total nos. shares held (VII) = (IV)+(V)+(VI)	Shareholding as a % of total no. of shares (calculated as per SCRR, 1957) (VIII) As a % of (A+B+C2)	Number of Voting Rights held in each class of securities (IX)				No. of Shares Underlying convertible securities (Including Warrants) (X)	Shareholding as a % assuming full conversion of convertible securities (as a percentage of diluted share capital) (XI)=(VII)+(X) as a % of (A+B+C)	Number of Locked in shares (XII)		Number of Shares pledged or otherwise encumbered		Number of equity shares held in dematerialized form (XIV)
								No. of Voting Rights			Total as a % of (A+B+C)			No. (a)	As a % of total Shares held (b)	No. (a)	As a % of total Shares held (b)	
								Class eg: x	Class eg: y	Total								
(A)	Promoter & Promoter Group	36	143444285	0	0	143444285	59.451	143444285	0	143444285	59.451	0	59.451	0	0.000	510500	0.356	6130445
(B)	Public	10301	97836660	0	0	97836660	40.549	97836660	0	97836660	40.549	0	40.549	0	0.000	0	0.000	9694952
(C)	Non Promoter - Non Public																	
(C1)	Shares underlying DRs																	
(C2)	Shares held by Employee Trusts																	
	TOTAL	10337	241280945	0		241280945	100.000	241280945	0	241280945	100.000	0	100.000	0	0.000	510500	0.356	15825397



Table II - Statement showing shareholding pattern of the Promoter and Promoter Group

Annexure 1 - Statement showing Shareholding pattern of the Promoter and Promoter Group																			
	Category & Name of shareholders (I)	PAN (II)	Nos. of shareholders (III)	No. of fully paid-up equity shares held (IV)	No. of partly paid-up equity shares held (V)	Nos. of shares underlying Depository Receipt (VI)	Total nos. shares held (VII) = (IV)+(V)+(VI)	Shareholding % calculated as per SCRR, 1957 As a % of (A+B+C2) (VIII)	Number of Voting Rights held in each class of securities (IX)				No. of Shares Underlying Outstanding convertible securities (including Warrants) (X)	Shareholding as a % assuming full conversion of convertible securities (as a percentage of diluted share capital) (XI)= (VII)+(X) as a % of (A+B+C)	Number of Locked in shares (XII)		Number of Shares pledged or otherwise encumbered (XIII)		Number of equity shares held in dematerialized form (XIV)
									No. of Voting Rights			Total as a % of Total Voting rights			No. (a)	As a % of total Shares held (b)	No. (a)	As a % of total Shares held (b)	
									Class x	Class y	Total								
(1)	Indian		0	0	0	0	0	0.000	0	0	0	0.000	0	0.000	0	0.000	0	0.000	0
(a)	Individuals/Hindu undivided Family		36	143444285	0	0	143444285	56.451	143444285	0	143444285	59.451	0	59.451	0	0.000	510500	0.387	6130445
	AKASH AGARWAL	AKGPA9494Q	0	450	0	0	450	0.000	450	0	450	0.000	0	0.000	0	0.000	0	0.000	0
	ALKA AGARWAL	AQKPA4045K	0	4995000	0	0	4996000	2.070	4995000	0	4995000	2.070	0	2.070	0	0.000	0	0.000	0
	ANITA AGARWAL	ABKPA1300L	0	2405000	0	0	2405000	0.997	2405000	0	2405000	0.997	0	0.997	0	0.000	0	0.000	0
	ANJU PANSARI	AJEPP0430G	0	4965000	0	0	4965000	2.058	4965000	0	4965000	2.058	0	2.058	0	0.000	0	0.000	0
	ANUPAM AGARWAL	ABNPA7498J	0	10400	0	0	10400	0.004	10400	0	10400	0.004	0	0.004	0	0.000	0	0.000	10400
	ASHU GOEL	AHNPG2378P	0	2822685	0	0	2822685	1.170	2822685	0	2822685	1.170	0	1.170	0	0.000	0	0.000	275
	ASHUTOSH AGARWAL	AAZPA8600B	0	2612998	0	0	2612998	1.083	2612998	0	2612998	1.083	0	1.083	0	0.000	0	0.000	178591
	BRIJ MOHAN JOSHI	ACCPJ9762E	0	2500	0	0	2500	0.001	2500	0	2500	0.001	0	0.001	0	0.000	0	0.000	2500
	CHANDNI AGRAWAL	AODPA1585P	0	4911694	0	0	4911694	2.036	4911694	0	4911694	2.036	0	2.036	0	0.000	0	0.000	0
	CHANDRA PRAKASH AGARWAL	ASLPA8567C	0	48901465	0	0	48901465	20.267	48901465	0	48901465	20.267	0	20.267	0	0.000	300000	0.613	300000
	DINESH KUMAR AGARWAL	AAKPA8079K	0	11537696	0	0	11537696	4.782	11537696	0	11537696	4.782	0	4.782	0	0.000	210000	1.820	2307251
	KARUNA JINDAL	ASMPJ7153J	0	5046	0	0	5046	0.002	5046	0	5046	0.002	0	0.002	0	0.000	0	0.000	5000
	KUSUM DEVI JALAN	AASPJ1386J	0	19661	0	0	19661	0.008	19661	0	19661	0.008	0	0.008	0	0.000	0	0.000	19661
	MADHU AGARWAL	ABMPA1270H	0	3269917	0	0	3269917	1.355	3269917	0	3269917	1.355	0	1.355	0	0.000	0	0.000	0
	MANJU AGARWAL	AAPPA9299N	0	2475000	0	0	2475000	1.026	2475000	0	2475000	1.026	0	1.026	0	0.000	0	0.000	0
	NARAIN PRASAD AJITSARIA	AEYPA4067M	0	2500	0	0	2500	0.001	2500	0	2500	0.001	0	0.001	0	0.000	0	0.000	2500
	NARESH CHANDRA AGARWAL	ABKPA1269E	0	2504000	0	0	2504000	1.038	2504000	0	2504000	1.038	0	1.038	0	0.000	0	0.000	8000
	NIDHI JALAN	AKKPS6351C	0	24500	0	0	24500	0.010	24500	0	24500	0.010	0	0.010	0	0.000	0	0.000	24500
	NITIN KANDOI	ADGPK2910C	0	451571	0	0	451571	0.187	451571	0	451571	0.187	0	0.187	0	0.000	500	0.111	10500
	OM PRAKASH JALAN	AASPJ1394E	0	99350	0	0	99350	0.041	99350	0	99350	0.041	0	0.041	0	0.000	0	0.000	48279
	PREM PRAKASH AGARWAL	ABLPA8569N	0	2422972	0	0	2422972	1.004	2422972	0	2422972	1.004	0	1.004	0	0.000	0	0.000	15995
	PREM PRAKASH AGRAWAL HUF	AACHP1752Q	0	5575467	0	0	5575467	2.311	5575467	0	5575467	2.311	0	2.311	0	0.000	0	0.000	32500
	PRIYA AGARWAL	AEWPA3577J	0	100000	0	0	100000	0.041	100000	0	100000	0.041	0	0.041	0	0.000	0	0.000	100000
	PRIYANKA DAS	ADCPA2576N	0	4898	0	0	4898	0.002	4898	0	4898	0.002	0	0.002	0	0.000	0	0.000	4898
	PRIYANKA GUPTA	ABMPA1269J	0	4985000	0	0	4985000	2.066	4985000	0	4985000	2.066	0	2.066	0	0.000	0	0.000	0
	SANTOSH KUMAR AGARWAL	ABLPA8568P	0	4654678	0	0	4654678	1.929	4654678	0	4654678	1.929	0	1.929	0	0.000	0	0.000	2605247
	SANTOSH KUMAR AGRAWAL HUF	AADHS8256E	0	5650943	0	0	5650943	2.342	5650943	0	5650943	2.342	0	2.342	0	0.000	0	0.000	110000
	SHARDA DEVI JALAN	ABNPJ6822F	0	2500	0	0	2500	0.001	2500	0	2500	0.001	0	0.001	0	0.000	0	0.000	2500
	SHRUTI KANDOI	AMMPK6762H	0	17056	0	0	17056	0.007	17056	0	17056	0.007	0	0.007	0	0.000	0	0.000	17056
	SHYAMA AGRAWAL	ABLPA8579L	0	5160670	0	0	5160670	2.139	5160670	0	5160670	2.139	0	2.139	0	0.000	0	0.000	190000
	SMRITI AGARWAL	ADPPG1191G	0	759775	0	0	759775	0.315	759775	0	759775	0.315	0	0.315	0	0.000	0	0.000	10000
	SUBODH KUMAR JALAN	AAOHS3981G	0	10000	0	0	10000	0.004	10000	0	10000	0.004	0	0.004	0	0.000	0	0.000	10000
	SUMESH KUMAR AGARWAL	ACQPA8472J	0	100000	0	0	100000	0.041	100000	0	100000	0.041	0	0.041	0	0.000	0	0.000	100000
	UMA AGARWAL	ABLPA8578M	0	10595615	0	0	10595615	4.391	10595615	0	10595615	4.391	0	4.391	0	0.000	0	0.000	13792
	CHANDRA PRAKASH AGRAWAL HUF	AAAH06989G	0	4953863	0	0	4953863	2.053	4953863	0	4953863	2.053	0	2.053	0	0.000	0	0.000	0
	MAYANK AGARWAL	AFYPA4212K	0	6434415	0	0	6434415	2.667	6434415	0	6434415	2.667	0	2.667	0	0.000	0	0.000	0
(b)	Central Government/State Government(s)		0	0	0	0	0	0.000	0	0	0	0.000	0	0.000	0	0.000	0	0.000	0
(c)	Financial Institutions/Banks		0	0	0	0	0	0.000	0	0	0	0.000	0	0.000	0	0.000	0	0.000	0
(d)	Any Other		0	0	0	0	0	0.000	0	0	0	0.000	0	0.000	0	0.000	0	0.000	0
	Bodies Corporate		0	0	0	0	0	0.000	0	0	0	0.000	0	0.000	0	0.000	0	0.000	0
	Trusts		0	0	0	0	0	0.000	0	0	0	0.000	0	0.000	0	0.000	0	0.000	0
	Clearing Members		0	0	0	0	0	0.000	0	0	0	0.000	0	0.000	0	0.000	0	0.000	0
	Sub-Total (A)(1)		36	143444285	0	0	143444285	59.451	143444285	0	143444285	59.451	0	59.451	0	0.000	510500	0.356	6130445
(2)	Foreign		0	0	0	0	0	0.000	0	0	0	0.000	0	0.000	0	0.000	0	0.000	0
(a)	Individuals (Non-Resident Individuals/Foreign Individuals)		0	0	0	0	0	0.000	0	0	0	0.000	0	0.000	0	0.000	0	0.000	0
(b)	Government		0	0	0	0	0	0.000	0	0	0	0.000	0	0.000	0	0.000	0	0.000	0
(c)	Institutions		0	0	0	0	0	0.000	0	0	0	0.000	0	0.000	0	0.000	0	0.000	0
(d)	Foreign Portfolio Investor		0	0	0	0	0	0.000	0	0	0	0.000	0	0.000	0	0.000	0	0.000	0
(e)	Any Other		0	0	0	0	0	0.000	0	0	0	0.000	0	0.000	0	0.000	0	0.000	0
	OCBs		0	0	0	0	0	0.000	0	0	0	0.000	0	0.000	0	0.000	0	0.000	0
	Sub-Total (A)(2)		0	0	0	0	0	0.000	0	0	0	0.000	0	0.000	0	0.000	0	0.000	0



	Total Shareholding of Promoter and Promoter Group	36	143444285	0	0	143444285	59.451	143444285	0	143444285	59.451	0	59.451	0	0.000	510500	0.356	6130445
--	--	----	-----------	---	---	-----------	--------	-----------	---	-----------	--------	---	--------	---	-------	--------	-------	---------



Table III - Statement showing shareholding pattern of the Public shareholder

Category & Name of shareholders (I)	PAN (II)	Nos. of shareholders (III)	No. of fully paid-up equity shares held (IV)	No. of partly paid-up equity shares held (V)	Nos. of shares underlying Depository Receipt (VI)	Total nos. shares held (VII) = (IV)+(V)+(VI)	Shareholding % calculated as per SCRR, 1957 As a % of (A+B+C2) (VIII)	Number of Voting Rights held in each class of securities (IX)			No. of Shares Underlying Outstanding convertible securities (Including Warrants) (X)	Shareholding as a % assuming full conversion of convertible securities (as a percentage of diluted share capital) (XI)= (VII)+(X) as a % of (A+B+C)	Number of Locked in shares (XII)		Number of Shares pledged or otherwise encumbered (XIII)		Number of equity shares held in dematerialized form (XIV)	
								No. of Voting Rights					Total as a % of Total Voting rights	No. (a)	As a % of total Shares held (b)	No. (a)		As a % of total Shares held (b)
								Class x	Class y	Total								
(1) Institutions		0	0	0	0	0	0.000	0	0	0	0.000	0	0.000	0	0.000	0	0	
(a) Mutual Funds		0	0	0	0	0	0.000	0	0	0	0.000	0	0.000	0	0.000	0	0	
(b) Venture Capital Funds		0	0	0	0	0	0.000	0	0	0	0.000	0	0.000	0	0.000	0	0	
(c) Alternate Investment		0	0	0	0	0	0.000	0	0	0	0.000	0	0.000	0	0.000	0	0	
(d) Foreign Venture Capital Investors		0	0	0	0	0	0.000	0	0	0	0.000	0	0.000	0	0.000	0	0	
(e) Foreign Portfolio Investors		0	0	0	0	0	0.000	0	0	0	0.000	0	0.000	0	0.000	0	0	
(f) Financial Institutions/Banks		1	105044	0	0	105044	0.044	105044	0	105044	0.044	0	0.044	0	0.000	0	0.000	14316
(g) Insurance Companies		0	0	0	0	0	0.000	0	0	0	0.000	0	0.000	0	0.000	0	0	
(h) Provident Funds/Pension Funds		0	0	0	0	0	0.000	0	0	0	0.000	0	0.000	0	0.000	0	0	
(i) Any Other		0	0	0	0	0	0.000	0	0	0	0.000	0	0.000	0	0.000	0	0	
Foreign Institutional		0	0	0	0	0	0.000	0	0	0	0.000	0	0.000	0	0.000	0	0	
QFI - Corporate		0	0	0	0	0	0.000	0	0	0	0.000	0	0.000	0	0.000	0	0	
Sub-Total (B)(1)		1	105044	0	0	105044	0.044	105044	0	105044	0.044	0	0.044	0	0.000	0	0.000	14316
(2) Central Government/State Government(s)/P		2	5942	0	0	5942	0.002	5942	0	5942	0.002	0	0.002	0	0.000	0	0.000	0
Sub-Total (B)(2)		2	5942	0	0	5942	0.002	5942	0	5942	0.002	0	0.002	0	0.000	0	0.000	0
(3) Non-Institutions		0	0	0	0	0	0.000	0	0	0	0.000	0	0.000	0	0.000	0	0	
(a) Individuals		0	0	0	0	0	0.000	0	0	0	0.000	0	0.000	0	0.000	0	0	
ii) Individual shareholders holding nominal share capital up to Rs.2 Lakhs.		9917	6739413	0	0	6739413	2.793	6739413	0	6739413	2.793	0	2.793	0	0.000	0	0.000	4109941
ii) Individual shareholders holding nominal share capital in excess of Rs.2 Lakhs.		87	44574008	0	0	44574008	18.474	44574008	0	44574008	18.474	0	18.474	0	0.000	0	0.000	3570002
ASHWIN GUPTA	ADVPG2250	0	7862825	0	0	7862825	3.259	7862825	0	7862825	3.259	0	3.259	0	0.000	0	0.000	2297
KAMAL KUMAR	AGKPJ1040	0	2500000	0	0	2500000	1.036	2500000	0	2500000	1.036	0	1.036	0	0.000	0	0.000	0
MAHESHKUMAR GUPTA	AAWPG2660M	0	4960000	0	0	4960000	2.056	4960000	0	4960000	2.056	0	2.056	0	0.000	0	0.000	0
SHEETAL JALAN	ABZPJ6457G	0	2497500	0	0	2497500	1.035	2497500	0	2497500	1.035	0	1.035	0	0.000	0	0.000	0
SHWETA GUPTA	AGOPG4651P	0	9335051	0	0	9335051	3.869	9335051	0	9335051	3.869	0	3.869	0	0.000	0	0.000	35351
SUMITRA JAIN	AANPJ4039N	0	5018416	0	0	5018416	2.080	5018416	0	5018416	2.080	0	2.080	0	0.000	0	0.000	38416
SUSHIL KUMAR JALAN	ACTPJ0648N	0	2497500	0	0	2497500	1.035	2497500	0	2497500	1.035	0	1.035	0	0.000	0	0.000	0
SUSHILA JAIN	AGKPJ1036	0	2500000	0	0	2500000	1.036	2500000	0	2500000	1.036	0	1.036	0	0.000	0	0.000	0
(b) NBFCs registered with RBI		0	0	0	0	0	0.000	0	0	0	0.000	0	0.000	0	0.000	0	0.000	0
(c) Employee Trusts		0	0	0	0	0	0.000	0	0	0	0.000	0	0.000	0	0.000	0	0.000	0
(d) Overseas Depositors (holding DRs)(balancing figure)		0	0	0	0	0	0.000	0	0	0	0.000	0	0.000	0	0.000	0	0.000	0
(e) Any Other		0	0	0	0	0	0.000	0	0	0	0.000	0	0.000	0	0.000	0	0.000	0
Bodies Corporate		111	45969702	0	0	45969702	19.052	45969702	0	45969702	19.052	0	19.052	0	0.000	0	0.000	1678812
NIHON IMPEX PRIVATE LIMITED	AAACN8852E	0	7028289	0	0	7028289	2.913	7028289	0	7028289	2.913	0	2.913	0	0.000	0	0.000	137108
UTKARSH DEALER PRIVATE LIMITED	AABCU1777E	0	6245636	0	0	6245636	2.589	6245636	0	6245636	2.589	0	2.589	0	0.000	0	0.000	0
WALLSTREET DISTRIBUTOR PRIVATE LIMITED	AAACW9950K	0	17882697	0	0	17882697	7.412	17882697	0	17882697	7.412	0	7.412	0	0.000	0	0.000	0
WARNER DEALCOM PRIVATE LIMITED	AAACW9548K	0	12619582	0	0	12619582	5.230	12619582	0	12619582	5.230	0	5.230	0	0.000	0	0.000	0
QFI - Individual		0	0	0	0	0	0.000	0	0	0	0.000	0	0.000	0	0.000	0	0.000	0
NRI - Repatriable		99	187916	0	0	187916	0.078	187916	0	187916	0.078	0	0.078	0	0.000	0	0.000	128597
NRI - Non-Repatriable		40	45947	0	0	45947	0.019	45947	0	45947	0.019	0	0.019	0	0.000	0	0.000	37380
OCBs		0	0	0	0	0	0.000	0	0	0	0.000	0	0.000	0	0.000	0	0.000	0
Trusts		0	0	0	0	0	0.000	0	0	0	0.000	0	0.000	0	0.000	0	0.000	0
Clearing Members		44	208688	0	0	208688	0.086	208688	0	208688	0.086	0	0.086	0	0.000	0	0.000	155904
IEPF Authority		0	0	0	0	0	0.000	0	0	0	0.000	0	0.000	0	0.000	0	0.000	0
Sub-Total (B)(3)		10298	97725674	0	0	97725674	40.503	97725674	0	97725674	40.503	0	40.503	0	0.000	0	0.000	9680636
Total Public Shareholding (B)=(B)(1)+(B)(2)+(B)(3)		10301	97836660	0	0	97836660	40.549	97836660	0	97836660	40.549	0	40.549	0	0.000	0	0.000	9694952



Table IV - Statement showing shareholding pattern of the Non Promoter - Non Public shareholder

Table IV - Statement showing shareholding pattern of the Non Promoter - Non Public shareholder																		
	Category & Name of shareholders (I)	PAN (II)	Nos. of shareholders (III)	No. of fully paid-up equity shares held (IV)	No. of partly paid-up equity shares held (V)	Nos. of shares underlying Depository Receipt (VI)	Total nos. shares held (VII) = (IV)+(V)+(VI)	Shareholding % calculated as per SCRR, 1957 As a % of (A+B+C2) (VIII)	Number of Voting Rights held in each class of securities (IX)			No. of Shares Underlying Outstanding convertible securities (Including Warrants) (X)	Shareholding as a % assuming full conversion of convertible securities (as a percentage of diluted share capital) (XI)= (VII)+(X) as a % of (A+B+C)	Number of Locked in shares (XII)		Number of Shares pledged or otherwise encumbered (XIII)		Number of equity shares held in dematerialized form (XIV)
									No. of Voting Rights		Total as a % of Total Voting rights			No. (a)	As a % of total Shares held (b)	No. (a)	As a % of total Shares held (b)	
									Class x	Class y								
(1)	Custodian,DR Holder																	
(2)	Employee Benefit Trust (under SEBI (share based Employee Benefit) Regulations, 2014																	
	Total Non-Promoter - Non-Public Shareholding (C)=(C)(1)+(C)+(2)																	



Table V - Statement showing shareholding details of significant beneficial owner

Details of the significant beneficial owner (I)				Details of the registered owner (II)			Details of holding/ exercise of right of the SBO in the reporting company, whether direct or indirect :(III) Whether by virtue of:					Date of creation / acquisition of significant beneficial Interest (IV)
Sr No.	Name	PAN/Passport No. in case of a foreign national	Nationality	Name	PAN/Passport No. in case of a foreign national	Nationality	Shares %	Voting rights %	Rights on distributable dividend or any other distribution %	Exercise of control	Exercise of significant influence	
1	NIL	NIL	NIL	NIL	NIL	NIL	NIL	NIL	NIL	NIL	NIL	NIL



Format of holding of specified securities

Annexure - I

- 1 **Name of Listed Entity : AAR COMMERCIAL COMPANY LTD.**
- 2 Scrip Code/Name of Scrip/Class of Security :
- 3 POST SCHEME:Share Holding Pattern Filed under: Reg. 31(1) (b) : As On **24/01/2020**
- 4 Declaration:

	Particulars	Yes	No
1	Whether the Listed Entity has issued any partly paid up shares		NO
2	Whether the Listed Entity has issued any Convertible Securities or Warrants?		NO
3	Whether the Listed Entity has any shares against which depository receipt are issued?		NO
4	Whether the Listed Entity has any shares in locked-in?		NO
5	Whether any shares held by promoters are pledge or otherwise encumbered?		NO

- 5 The tabular format for disclosure of holding of specified securities is as follows:-



Table I - Summary Statement holding of specified securities

Category (I)	Category of shareholder (II)	Nos. of shareholders (III)	No. of fully paid-up equity shares held (IV)	No. of partly paid-up equity shares held (V)	No. of shares underlying Depository Receipt (VI)	Total nos. shares held (VII) = (IV)+(V)+(VI)	Shareholding as a % of total no. of shares (calculated as per SCRR, 1957) (VIII) As a % of (A+B+C2)	Number of Voting Rights held in each class of securities (IX)				No. of Shares Underlying convertible securities (Including Warrants) (X)	Shareholding as a % assuming full conversion of convertible securities (as a percentage of diluted share capital) (XI)=(VII)+(X) as a % of (A+B+C)	Number of Locked In shares (XII)		Number of Shares pledged or otherwise encumbered (XIII)		Number of equity shares held in dematerialized form (XIV)
								No. of Voting Rights			Total as a % of (A+B+C)			No. (a)	As a % of total Shares held (b)	No. (a)	As a % of total Shares held (b)	
								Class eg:-x	Class eg:-y	Total								
(A)	Promoter & Promoter Group	0	0	0	0	0	0.000	0	0	0	0.000	0	0.000	0	0.000	0	0.000	0
(B)	Public	0	0	0	0	0	0.000	0	0	0	0.000	0	0.000	0	0.000	0	0.000	0
(C)	Public	0	0	0	0	0	0.000	0	0	0	0.000	0	0.000	0	0.000	0	0.000	0
(C1)	Shares underlying DRs	0	0	0	0	0	0.000	0	0	0	0.000	0	0.000	0	0.000	0	0.000	0
(C2)	Shares held by Employee Trusts	0	0	0	0	0	0.000	0	0	0	0.000	0	0.000	0	0.000	0	0.000	0
	TOTAL	0	0	0	0	0	0.000	0	0	0	0.000	0	0.000	0	0.000	0	0.000	0



Table II - Statement showing shareholding pattern of the Promoter and Promoter Group

Table II - Statement showing shareholding pattern of the Promoter and Promoter Group																			
	Category & Name of shareholders (I)	PAN (II)	Nos. of shareholders (III)	No. of fully paid-up equity shares held (IV)	No. of partly paid-up equity shares held (V)	Nos. of shares underlying Depository Receipt (VI)	Total nos. shares held (VII) = (IV)+(V)+(VI)	Shareholding % calculated as per SCRR, 1957 As a % of (A+B+C2) (VIII)	Number of Voting Rights held in each class of securities (IX)				No. of Shares Underlying Outstanding convertible securities (Including Warrants) (X)	Shareholding as a % assuming full conversion of convertible securities (as a percentage of diluted share capital) (XI)= (VII)+(X) as a % of (A+B+C)	Number of Locked In shares (XII)		Number of Shares pledged or otherwise encumbered (XIII)		Number of equity shares held in dematerialized form (XIV)
									No. of Voting Rights			Total as a % of Total Voting rights			No. (a)	As a % of total Shares held (b)	No. (a)	As a % of total Shares held (b)	
									Class x	Class y	Total								
(1)	Indian		0	0	0	0	0	0.000	0	0	0	0.000	0	0.000	0	0.000	0	0.000	0
(a)	Individuals/Hindu undivided Family		0	0	0	0	0	0.000	0	0	0	0.000	0	0.000	0	0.000	0	0.000	0
(b)	Central Government/State Government(s)		0	0	0	0	0	0.000	0	0	0	0.000	0	0.000	0	0.000	0	0.000	0
(c)	Financial Institutions/Banks		0	0	0	0	0	0.000	0	0	0	0.000	0	0.000	0	0.000	0	0.000	0
(d)	Any Other		0	0	0	0	0	0.000	0	0	0	0.000	0	0.000	0	0.000	0	0.000	0
	Societies		0	0	0	0	0	0.000	0	0	0	0.000	0	0.000	0	0.000	0	0.000	0
	Corporate		0	0	0	0	0	0.000	0	0	0	0.000	0	0.000	0	0.000	0	0.000	0
	Trusts		0	0	0	0	0	0.000	0	0	0	0.000	0	0.000	0	0.000	0	0.000	0
	Clearing Members		0	0	0	0	0	0.000	0	0	0	0.000	0	0.000	0	0.000	0	0.000	0
	Sub-Total (A)(1)		0	0	0	0	0	0.000	0	0	0	0.000	0	0.000	0	0.000	0	0.000	0
(2)	Foreign		0	0	0	0	0	0.000	0	0	0	0.000	0	0.000	0	0.000	0	0.000	0
(a)	Individuals (Non-Resident Individuals/Foreign Individuals)		0	0	0	0	0	0.000	0	0	0	0.000	0	0.000	0	0.000	0	0.000	0
(b)	Government		0	0	0	0	0	0.000	0	0	0	0.000	0	0.000	0	0.000	0	0.000	0
(c)	Institutions		0	0	0	0	0	0.000	0	0	0	0.000	0	0.000	0	0.000	0	0.000	0
(d)	Foreign Portfolio Investor		0	0	0	0	0	0.000	0	0	0	0.000	0	0.000	0	0.000	0	0.000	0
(e)	Any Other		0	0	0	0	0	0.000	0	0	0	0.000	0	0.000	0	0.000	0	0.000	0
	OCBs		0	0	0	0	0	0.000	0	0	0	0.000	0	0.000	0	0.000	0	0.000	0
	Sub-Total (A)(2)		0	0	0	0	0	0.000	0	0	0	0.000	0	0.000	0	0.000	0	0.000	0
	Total Shareholding of Promoter and Promoter Group (A)=(A)(1)+(A)(2)		0	0	0	0	0	0.000	0	0	0	0.000	0	0.000	0	0.000	0	0.000	0



Table III - Statement showing shareholding pattern of the Public shareholder

	Category & Name of shareholders (I)	PAN (II)	Nos. of shareholders (III)	No. of fully paid-up equity shares held (IV)	No. of partly paid-up equity shares held (V)	Nos. of shares underlying Depository Receipt (VI)	Total nos. shares held (VII) = (IV)+(V)+(VI)	Shareholding % calculated as per SCRR, 1957 As a % of (A+B+C2) (VIII)	Number of Voting Rights held in each class of securities (IX)			No. of Shares Underlying Outstanding convertible securities (Including Warrants) (X)	Shareholding as a % assuming full conversion of convertible securities (as a percentage of diluted share capital) (XI)= (VII)+(X) as a % of (A+B+C)	Number of Locked in shares (XII)		Number of Shares pledged or otherwise encumbered (XIII)		Number of equity shares held in dematerialized form (XIV)	
									No. of Voting Rights					Total as a % of Total Voting rights	No. (a)	As a % of total Shares held (b)	No. (a)		As a % of total Shares held (b)
									Class x	Class y	Total								
(1)	Institutions		0	0	0	0	0	0.000	0	0	0	0.000	0	0.000	0	0.000	0	0.000	0
(a)	Mutual Funds		0	0	0	0	0	0.000	0	0	0	0.000	0	0.000	0	0.000	0	0.000	0
(b)	Venture Capital Funds		0	0	0	0	0	0.000	0	0	0	0.000	0	0.000	0	0.000	0	0.000	0
(c)	Alternate Investment Funds		0	0	0	0	0	0.000	0	0	0	0.000	0	0.000	0	0.000	0	0.000	0
(d)	Foreign Venture Capital Investors		0	0	0	0	0	0.000	0	0	0	0.000	0	0.000	0	0.000	0	0.000	0
(e)	Foreign Portfolio Investors		0	0	0	0	0	0.000	0	0	0	0.000	0	0.000	0	0.000	0	0.000	0
(f)	Financial Institutions/Banks		0	0	0	0	0	0.000	0	0	0	0.000	0	0.000	0	0.000	0	0.000	0
(g)	Insurance Companies		0	0	0	0	0	0.000	0	0	0	0.000	0	0.000	0	0.000	0	0.000	0
(h)	Provident Funds/Pension Funds		0	0	0	0	0	0.000	0	0	0	0.000	0	0.000	0	0.000	0	0.000	0
(i)	Any Other		0	0	0	0	0	0.000	0	0	0	0.000	0	0.000	0	0.000	0	0.000	0
	Institutional Investors		0	0	0	0	0	0.000	0	0	0	0.000	0	0.000	0	0.000	0	0.000	0
	QFI - Corporate		0	0	0	0	0	0.000	0	0	0	0.000	0	0.000	0	0.000	0	0.000	0
	Sub-Total (B)(1)		0	0	0	0	0	0.000	0	0	0	0.000	0	0.000	0	0.000	0	0.000	0
(2)	Government/State Government(s)/President of India		0	0	0	0	0	0.000	0	0	0	0.000	0	0.000	0	0.000	0	0.000	0
	Sub-Total (B)(2)		0	0	0	0	0	0.000	0	0	0	0.000	0	0.000	0	0.000	0	0.000	0
(3)	Non-Institutions		0	0	0	0	0	0.000	0	0	0	0.000	0	0.000	0	0.000	0	0.000	0
(a)	Individuals		0	0	0	0	0	0.000	0	0	0	0.000	0	0.000	0	0.000	0	0.000	0
	shareholders holding nominal share capital up to		0	0	0	0	0	0.000	0	0	0	0.000	0	0.000	0	0.000	0	0.000	0
	shareholders holding nominal share capital in excess of Rs.2		0	0	0	0	0	0.000	0	0	0	0.000	0	0.000	0	0.000	0	0.000	0
	ALKA AGARWAL	AQKPA4045 K	0	0	0	0	0	0.000	0	0	0	0.000	0	0.000	0	0.000	0	0.000	0
	ANITA AGARWAL	ABKPA1300 L	0	0	0	0	0	0.000	0	0	0	0.000	0	0.000	0	0.000	0	0.000	0
	ANJU PANSARI	AJEPP0430 G	0	0	0	0	0	0.000	0	0	0	0.000	0	0.000	0	0.000	0	0.000	0
	ASHU GOEL	AHNPG237 8P	0	0	0	0	0	0.000	0	0	0	0.000	0	0.000	0	0.000	0	0.000	0
	CHANDNI AGRAWAL	AODPA1585 P	0	0	0	0	0	0.000	0	0	0	0.000	0	0.000	0	0.000	0	0.000	0
	KAMAL KUMAR JAIN	AGKJP1040 R	0	0	0	0	0	0.000	0	0	0	0.000	0	0.000	0	0.000	0	0.000	0
	MAHESHKUMAR GUPTA	AAWPG296 OM	0	0	0	0	0	0.000	0	0	0	0.000	0	0.000	0	0.000	0	0.000	0
	MANJU AGARWAL	AAPPA9299 N	0	0	0	0	0	0.000	0	0	0	0.000	0	0.000	0	0.000	0	0.000	0
	CHANDRA AGARWAL	ABKPA1299 E	0	0	0	0	0	0.000	0	0	0	0.000	0	0.000	0	0.000	0	0.000	0
	PRIYANKA GUPTA	ABMPA1269 J	0	0			0	0.000	0	0	0	0.000	0	0.000	0	0.000	0	0.000	0
	SHEETAL JALAN	ABZPJ6457 G	0	0	0			0.000	0	0	0	0.000	0	0.000	0	0.000	0	0.000	0
	SUMITRA JAIN	AANPJ4039 M	0		0	0		0.000	0	0	0	0.000	0	0.000	0	0.000	0	0.000	0
	SUSHIL KUMAR JALAN	ACTPJ0648 N	0	0				0.000	0	0	0	0.000	0	0.000	0	0.000	0	0.000	0

	SUSHILA JAIN	AGKPJ1036 H	0	0	0	0	0	0.000	0	0	0	0.000	0	0.000	0	0.000	0	0.000	0
(b)	with RBI		0	0	0	0	0	0.000	0	0	0	0.000	0	0.000	0	0.000	0	0.000	0
(c)	Employee Trusts		0	0	0	0	0	0.000	0	0	0	0.000	0	0.000	0	0.000	0	0.000	0
(d)	Depositors (holding DRs)(balancing figure)		0	0	0	0	0	0.000	0	0	0	0.000	0	0.000	0	0.000	0	0.000	0
(e)	Any Other		0	0	0	0	0	0.000	0	0	0	0.000	0	0.000	0	0.000	0	0.000	0
	Bodies Corporate		0	0	0	0	0	0.000	0	0	0	0.000	0	0.000	0	0.000	0	0.000	0
	QFI - Individual		0	0	0	0	0	0.000	0	0	0	0.000	0	0.000	0	0.000	0	0.000	0
	NRI - Repatriable		0	0	0	0	0	0.000	0	0	0	0.000	0	0.000	0	0.000	0	0.000	0
	Repatriable		0	0	0	0	0	0.000	0	0	0	0.000	0	0.000	0	0.000	0	0.000	0
	OCBs		0	0	0	0	0	0.000	0	0	0	0.000	0	0.000	0	0.000	0	0.000	0
	Trusts		0	0	0	0	0	0.000	0	0	0	0.000	0	0.000	0	0.000	0	0.000	0
	Members		0	0	0	0	0	0.000	0	0	0	0.000	0	0.000	0	0.000	0	0.000	0
	IEPF Authority		0	0	0	0	0	0.000	0	0	0	0.000	0	0.000	0	0.000	0	0.000	0
	Sub-Total (B)(3)		0	0	0	0	0	0.000	0	0	0	0.000	0	0.000	0	0.000	0	0.000	0
	Shareholding (B)=(B)(1)+(B)(2)+(B)(3)		0	0	0	0	0	0.000	0	0	0	0.000	0	0.000	0	0.000	0	0.000	0



Table IV - Statement showing shareholding pattern of the Non Promoter - Non Public shareholder

Table IV - Statement showing shareholding pattern of the Non Promoter - Non Public shareholder																			
	Category & Name of shareholders (I)	PAN (II)	Nos. of shareholders (III)	No. of fully paid-up equity shares held (IV)	No. of partly paid-up equity shares held (V)	Nos. of shares underlying Depository Receipt (VI)	Total nos. shares held (VII) = (IV)+(V)+(VI)	Shareholding % calculated as per SCRR, 1957 As a % of (A+B+C2) (VIII)	Number of Voting Rights held in each class of securities (IX)				No. of Shares Underlying Outstanding convertible securities (including Warrants) (X)	Shareholding as a % assuming full conversion of convertible securities (as a percentage of diluted share capital) (XI)= (VII)+(X) as a % of (A+B+C)	Number of Locked in shares (XII)		Number of Shares pledged or otherwise encumbered (XIII)		Number of equity shares held in dematerialized form (XIV)
									No. of Voting Rights			Total as a % of Total Voting rights			No. (a)	As a % of total Shares held (b)	No. (a)	As a % of total Shares held (b)	
									Class x	Class y	Total								
(1)	Custodian DR Holder																		
(2)	Employee Benefit Trust (under SEBI (share based Employee Benefit) Regulations, 2014)																		
	Total Non-Promoter - Non-Public Shareholding (C)=(C)(1)+(C)(2)																		



Table V - Statement showing shareholding details of significant beneficial owner

Details of the significant beneficial owner (I)				Details of the registered owner (II)			Details of holding/ exercise of right of the SBO in the reporting company, whether direct or indirect :(III) Whether by virtue of:					
Sr No.	Name	PAN/Passport No. in case of a foreign national	Nationality	Name	PAN/Passport No. in case of a foreign national	Nationality	Shares %	Voting rights %	Rights on distributable dividend or any other distribution %	Exercise of control	Exercise of significant influence	Date of creation / acquisition of significant beneficial interest (IV)



Format of holding of specified securities

Annexure - I

1 Name of Listed Entity : HIPOLINE COMMERCE PRIVATE LIMITED

2 Scrip Code/Name of Scrip/Class of Security :

3 Share Holding Pattern Filed under: Reg. 31(1) (b) : As On **24/01/2020**

4 Declaration:

	Particulars	Yes	No
1	Whether the Listed Entity has issued any partly paid up shares		NO
2	Whether the Listed Entity has issued any Convertible Securities or Warrants?		NO
3	Whether the Listed Entity has any shares against which depository receipt are issued?		NO
4	Whether the Listed Entity has any shares in locked-in?		NO
5	Whether any shares held by promoters are pledge or otherwise encumbered?		NO

5 The tabular format for disclosure of holding of specified securities is as follows:-



Table I - Summary Statement holding of specified securities

Table 1 - Summary statement holding of specified securities																		
Category (I)	Category of shareholder (II)	Nos. of shareholders (III)	No. of fully paid-up equity shares held (IV)	No. of partly paid-up equity shares held (V)	No. of shares underlying Depository Receipt (VI)	Total nos. shares held (VII) = (IV)+(V)+(VI)	Shareholding as a % of total no. of shares (calculated as per SCRR, 1957) (VIII) As a % of (A+B+C2)	Number of Voting Rights held in each class of securities (IX)			No. of Shares Underlying convertible securities (Including Warrants) (X)	Shareholding as a % assuming full conversion of convertible securities (as a percentage of diluted share capital) (XI)=(VII)+(X) as a % of (A+B+C)	Number of Locked in shares (XII)		Number of Shares pledged or otherwise encumbered (XIII)		Number of equity shares held in dematerialized form (XIV)	
								No. of Voting Rights					Total as a % of (A+B+C)	No. (a)	As a % of total Shares held (b)	No. (a)		As a % of total Shares held (b)
								Class eg.x	Class eg.y	Total								
(A)	Promoter & Promoter Group	0	0	0	0	0	0.000	0	0	0	0.000	0	0.000	0	0.000	0	0.000	0
(B)	Public	0	0	0	0	0	0.000	0	0	0	0.000	0	0.000	0	0.000	0	0.000	0
(C)	Non Promoter - Non Public																	
(C1)	Shares underlying DRs																	
(C2)	Shares held by Employee Trusts																	
	TOTAL	0	0	0	0	0	0.000	0	0	0	0.000	0	0.000	0	0.000	0	0.000	0



Table II - Statement showing shareholding pattern of the Promoter and Promoter Group

Annex 1 - Statement showing shareholding pattern of the Promoter and Promoter Group																		
Category & Name of shareholders (I)	PAN (II)	Nos. of shareholders (III)	No. of fully paid-up equity shares held (IV)	No. of partly paid-up equity shares held (V)	Nos. of shares underlying Depository Receipt (VI)	Total nos. shares held (VII) = (IV)+(V)+(VI)	Shareholding % calculated as per SCRR, 1957 As a % of (A+B+C2) (VIII)	Number of Voting Rights held in each class of securities (IX)			No. of Shares Underlying Outstanding convertible securities (including Warrants) (X)	Shareholding as a % assuming full conversion of convertible securities (as a percentage of diluted share capital) (XI) = (VII)+(X) as a % of (A+B+C)	Number of Locked in shares (XII)		Number of Shares pledged or otherwise encumbered (XIII)		Number of equity shares held in dematerialized form (XIV)	
								No. of Voting Rights		Total as a % of Total Voting rights			No. (a)	As a % of total Shares held (b)	No. (a)	As a % of total Shares held (b)		
								Class x	Class y									Total
(1) Indian		0	0	0	0	0	0.000	0	0	0	0.000	0	0.000	0	0.000	0	0.000	0
Individuals-Hindu undivided Family		0	0	0	0	0	0.000	0	0	0	0.000	0	0.000	0	0.000	0	0.000	0
(a) DINESH R. AGARWAL	AAKPA8079K	0	0	0	0	0	0.000	0	0	0	0.000	0	0.000	0	0.000	0	0.000	0
AKASH DINESH AGARWAL	AKGPAS494Q	0	0	0	0	0	0.000	0	0	0	0.000	0	0.000	0	0.000	0	0.000	0
Central Government/State Government(s)		0	0	0	0	0	0.000	0	0	0	0.000	0	0.000	0	0.000	0	0.000	0
(c) Financial Institutions/Banks		0	0	0	0	0	0.000	0	0	0	0.000	0	0.000	0	0.000	0	0.000	0
(d) Any Other		0	0	0	0	0	0.000	0	0	0	0.000	0	0.000	0	0.000	0	0.000	0
Bodies Corporate		0	0	0	0	0	0.000	0	0	0	0.000	0	0.000	0	0.000	0	0.000	0
Trusts		0	0	0	0	0	0.000	0	0	0	0.000	0	0.000	0	0.000	0	0.000	0
Clearing Members		0	0	0	0	0	0.000	0	0	0	0.000	0	0.000	0	0.000	0	0.000	0
Sub-Total (A)(1)		0	0	0	0	0	0.000	0	0	0	0.000	0	0.000	0	0.000	0	0.000	0
(2) Foreign		0	0	0	0	0	0.000	0	0	0	0.000	0	0.000	0	0.000	0	0.000	0
Individuals (Non-Resident Individuals/Foreign Individuals)		0	0	0	0	0	0.000	0	0	0	0.000	0	0.000	0	0.000	0	0.000	0
(a) Government		0	0	0	0	0	0.000	0	0	0	0.000	0	0.000	0	0.000	0	0.000	0
(c) Institutions		0	0	0	0	0	0.000	0	0	0	0.000	0	0.000	0	0.000	0	0.000	0
(d) Foreign Portfolio Investor		0	0	0	0	0	0.000	0	0	0	0.000	0	0.000	0	0.000	0	0.000	0
(e) Any Other		0	0	0	0	0	0.000	0	0	0	0.000	0	0.000	0	0.000	0	0.000	0
OCBs		0	0	0	0	0	0.000	0	0	0	0.000	0	0.000	0	0.000	0	0.000	0
Sub-Total (A)(2)		0	0	0	0	0	0.000	0	0	0	0.000	0	0.000	0	0.000	0	0.000	0
Total Shareholding of Promoter and Promoter Group (A)=(A)(1)+(A)(2)		0	0	0	0	0	0.000	0	0	0	0.000	0	0.000	0	0.000	0	0.000	0



Table III - Statement showing shareholding pattern of the Public shareholder

ANNEXURE - C: Statement showing Shareholding pattern of the Public shareholder																		
Category & Name of shareholders (I)	PAN (II)	Nos. of shareholders (III)	No. of fully paid-up equity shares held (IV)	No. of partly paid-up equity shares held (V)	Nos. of shares underlying Depository Receipt (VI)	Total nos. shares held (VII) = (IV)+(V)+(VI)	Shareholding % calculated as per SCRR, 1957 As a % of (A+B+C2) (VIII)	Number of Voting Rights held in each class of securities (IX)			No. of Shares Underlying Outstanding convertible securities (including Warrants) (X)	Shareholding as a % assuming full conversion of convertible securities (as a percentage of diluted share capital) (XI) = (VII)+(X) as a % of (A+B+C)	Number of Locked in shares (XII)		Number of Shares pledged or otherwise encumbered (XIII)		Number of equity shares held in dematerialized form (XIV)	
								No. of Voting Rights					Total as a % of Total Voting rights	No. (a)	As a % of total Shares held (b)	No. (a)		As a % of total Shares held (b)
								Class x	Class y	Total								
(1) Institutions		0	0	0	0	0	0.000	0	0	0	0.000	0	0.000	0	0.000	0	0	
(a) Mutual Funds		0	0	0	0	0	0.000	0	0	0	0.000	0	0.000	0	0.000	0	0	
(b) Venture Capital Funds		0	0	0	0	0	0.000	0	0	0	0.000	0	0.000	0	0.000	0	0	
(c) Alternate Investment Funds		0	0	0	0	0	0.000	0	0	0	0.000	0	0.000	0	0.000	0	0	
Foreign Venture Capital Investors		0	0	0	0	0	0.000	0	0	0	0.000	0	0.000	0	0.000	0	0	
(e) Foreign Portfolio Investors		0	0	0	0	0	0.000	0	0	0	0.000	0	0.000	0	0.000	0	0	
(f) Financial Institutions/Banks		0	0	0	0	0	0.000	0	0	0	0.000	0	0.000	0	0.000	0	0	
(g) Insurance Companies		0	0	0	0	0	0.000	0	0	0	0.000	0	0.000	0	0.000	0	0	
Provident Funds/Pension Funds		0	0	0	0	0	0.000	0	0	0	0.000	0	0.000	0	0.000	0	0	
(i) Any Other		0	0	0	0	0	0.000	0	0	0	0.000	0	0.000	0	0.000	0	0	
Foreign Institutional Investors		0	0	0	0	0	0.000	0	0	0	0.000	0	0.000	0	0.000	0	0	
QFI - Corporate		0	0	0	0	0	0.000	0	0	0	0.000	0	0.000	0	0.000	0	0	
Sub-Total (B)(1)		0	0	0	0	0	0	0	0	0	0	0	0	0	0	0	0	
Central Government/State Government(s)/President of India		0	0	0	0	0	0.000	0	0	0	0.000	0	0.000	0	0.000	0	0	
Sub-Total (B)(2)		0	0	0	0	0	0.000	0	0	0	0.000	0	0.000	0	0.000	0	0	
(3) Non-Institutions		0	0	0	0	0	0.000	0	0	0	0.000	0	0.000	0	0.000	0	0	
(a) Individuals		0	0	0	0	0	0.000	0	0	0	0.000	0	0.000	0	0.000	0	0	
i) Individual shareholders holding nominal share capital up to Rs.2 Lakhs		0	0	0	0	0	0.000	0	0	0	0.000	0	0.000	0	0.000	0	0	
ii) Individual shareholders holding nominal share capital in excess of Rs.2 Lakhs		0	0	0	0	0	0.000	0	0	0	0.000	0	0.000	0	0.000	0	0	
(b) NBFCs registered with RBI		0	0	0	0	0	0.000	0	0	0	0.000	0	0.000	0	0.000	0	0	
(c) Employee Trusts		0	0	0	0	0	0.000	0	0	0	0.000	0	0.000	0	0.000	0	0	
Overseas Depositors (holding DRs)(balancing figure)		0	0	0	0	0	0.000	0	0	0	0.000	0	0.000	0	0.000	0	0	
(d) Any Other		0	0	0	0	0	0.000	0	0	0	0.000	0	0.000	0	0.000	0	0	
Bodies Corporate		0	0	0	0	0	0.000	0	0	0	0.000	0	0.000	0	0.000	0	0	
NIHON IMPEX PRIVATE LIMITED		0	0	0	0	0	0.000	0	0	0	0.000	0	0.000	0	0.000	0	0	
QFI - Individual		0	0	0	0	0	0.000	0	0	0	0.000	0	0.000	0	0.000	0	0	
NRI - Repatriable		0	0	0	0	0	0.000	0	0	0	0.000	0	0.000	0	0.000	0	0	
NRI - Non-Repatriable		0	0	0	0	0	0.000	0	0	0	0.000	0	0.000	0	0.000	0	0	
OCBs		0	0	0	0	0	0.000	0	0	0	0.000	0	0.000	0	0.000	0	0	
Trusts		0	0	0	0	0	0.000	0	0	0	0.000	0	0.000	0	0.000	0	0	
Clearing Members		0	0	0	0	0	0.000	0	0	0	0.000	0	0.000	0	0.000	0	0	
IEPF Authority		0	0	0	0	0	0.000	0	0	0	0.000	0	0.000	0	0.000	0	0	
Sub-Total (B)(3)		0	0	0	0	0	0.000	0	0	0	0.000	0	0.000	0	0.000	0	0	
Total Public Shareholding (B)=(B)(1)+(B)(2)+(B)(3)		0	0	0	0	0	0.000	0	0	0	0.000	0	0.000	0	0.000	0	0	



Table IV - Statement showing shareholding pattern of the Non Promoter - Non Public shareholder

Table iv - Statement showing shareholding pattern of the Non Promoter - Non Public shareholder																		
	Category & Name of shareholders (I)	PAN (II)	Nos. of shareholder s (III)	No. of fully paid-up equity shares held (IV)	No. of partly paid-up equity shares held (V)	Nos. of shares underlying Depository Receipt (VI)	Total nos. shares held (VII) = (IV)+(V)+(VI)	Shareholding % calculated as per SCRR, 1957 As a % of (A+B+C2) (VIII)	Number of Voting Rights held in each class of securities (IX)			No. of Shares Underlying Outstanding convertible securities (including Warrants) (X)	Shareholding as a % assuming full conversion of convertible securities (as a percentage of diluted share capital) (XI) = (VII)+(X) as a % of (A+B+C)	Number of Locked in shares (XII)		Number of Shares pledged or otherwise encumbered (XIII)		Number of equity shares held in dematerialized form (XIV)
														No. (a)	As a % of total Shares held (b)	No. (a)	As a % of total Shares held (b)	
									Class x	Class y	Total			Total as a % of Total Voting rights				
(1)	Custodian DR Holder																	
(2)	Employee Benefit Trust (under SEBI (share based Employee Benefit) Regulations, 2014)																	
	Total Non-Promoter - Non-Public Shareholding (C)=(I)+(C)+(2)																	



Table V - Statement showing shareholding details of significant beneficial owner

Details of the significant beneficial owner (I)				Details of the registered owner (II)			Details of holding/ exercise of right of the SBO in the reporting company, whether direct or indirect :(III) Whether by virtue of:					
Sr No.	Name	PAN/Passport No. in case of a foreign national	Nationality	Name	PAN/Passport No. in case of a foreign national	Nationality	Shares %	Voting rights %	Rights on distributable dividend or any other distribution or	Exercise of control	Exercise of significant influence	Date of creation / acquisition of significant beneficial interest (IV)



Format of holding of specified securities

Annexure - I

1 Name of Listed Entity : LEXI EXPORTS PRIVATE LIMITED

2 Scrip Code/Name of Scrip/Class of Security :

3 Share Holding Pattern Filed under: Reg. 31(1) (b) : As On **24/01/2020**

4 Declaration:

	Particulars	Yes	No
1	Whether the Listed Entity has issued any partly paid up shares		NO
2	Whether the Listed Entity has issued any Convertible Securities or Warrants?		NO
3	Whether the Listed Entity has any shares against which depository receipt are issued?		NO
4	Whether the Listed Entity has any shares in locked-in?		NO
5	Whether any shares held by promoters are pledge or otherwise encumbered?		NO

5 The tabular format for disclosure of holding of specified securities is as follows:-



Table I - Summary Statement holding of specified securities

Annexure - Summary Statement holding of specified securities																		
Category (I)	Category of shareholder (II)	Nos. of shareholders (III)	No. of fully paid-up equity shares held (IV)	No. of partly paid-up equity shares held (V)	No. of shares underlying Depository Receipt (VI)	Total nos. shares held (VII) = (IV)+(V)+(VI)	Shareholding as a % of total no. of shares (calculated as per SCRR, 1957) (VIII) As a % of (A+B+C2)	Number of Voting Rights held in each class of securities (IX)				No. of Shares Underlying convertible securities (including Warrants) (X)	Shareholding as a % assuming full conversion of convertible securities (as a percentage of diluted share capital) (XI)=(VII)+(X) as a % of (A+B+C)	Number of Locked in shares (XII)		Number of Shares pledged or otherwise encumbered		Number of equity shares held in dematerialized form (XIV)
								No. of Voting Rights			Total as a % of (A+B+C)			No. (a)	As a % of total Shares held (b)	No. (a)	As a % of total Shares held (b)	
								Class eg: x	Class eg: y	Total								
(A)	Promoter & Promoter Group	0	0	0	0	0	0.000	0	0	0	0.000	0	0.000	0	0.000	0	0.000	0
(B)	Public	0	0	0	0	0	0.000	0	0	0	0.000	0	0.000	0	0.000	0	0.000	0
(C)	Non Promoter - Non Public																	
(C1)	Shares underlying DRs																	
(C2)	Shares held by Employee Trusts																	
	TOTAL	0	0	0	0	0	0.000	0	0	0	0.000	0	0.000	0	0.000	0	0.000	0



Table II - Statement showing shareholding pattern of the Promoter and Promoter Group

Annex - Shareholding showing shareholding pattern of the Promoter and Promoter Group																			
	Category & Name of shareholders (I)	PAN (II)	Nos. of shareholders (III)	No. of fully paid-up equity shares held (IV)	No. of partly paid-up equity shares held (V)	Nos. of shares underlying Depository Receipt (VI)	Total nos. shares held (VII) = (IV)+(V)+(VI)	Shareholding % calculated as per SCRR, 1957 As a % of (A+B+C2) (VIII)	Number of Voting Rights held in each class of securities (IX)			No. of Shares Underlying Outstanding convertible securities (Including Warrants) (X)	Shareholding as a % assuming full conversion of convertible securities (as a percentage of diluted share capital) (XI) = (VII)+(X) as a % of (A+B+C)	Number of Locked In shares (XII)		Number of Shares pledged or otherwise encumbered (XIII)		Number of equity shares held in dematerialized form (XIV)	
									No. of Voting Rights					No. (a)	As a % of total Shares held (b)	No. (a)	As a % of total Shares held (b)		
									Class x	Class y	Total								
(1)	Indian		0	0	0	0	0	0.000	0	0	0	0.000	0	0.000	0	0.000	0	0.000	0
(a)	Individuals/Hindu undivided Family		0	0	0	0	0	0.000	0	0	0	0.000	0	0.000	0	0.000	0	0.000	0
	ASHWIN GUPTA	ADVPG2250L	0	0	0	0	0	0.000	0	0	0	0.000	0	0.000	0	0.000	0	0.000	0
	SHWETA GUPTA	AGOPG4681P	0	0	0	0	0	0.000	0	0	0	0.000	0	0.000	0	0.000	0	0.000	0
(b)	Central Government/State Government(s)		0	0	0	0	0	0.000	0	0	0	0.000	0	0.000	0	0.000	0	0.000	0
(c)	Financial Institutions/Banks		0	0	0	0	0	0.000	0	0	0	0.000	0	0.000	0	0.000	0	0.000	0
(d)	Any Other		0	0	0	0	0	0.000	0	0	0	0.000	0	0.000	0	0.000	0	0.000	0
	Bodies Corporate		0	0	0	0	0	0.000	0	0	0	0.000	0	0.000	0	0.000	0	0.000	0
	Trusts		0	0	0	0	0	0.000	0	0	0	0.000	0	0.000	0	0.000	0	0.000	0
	Clearing Members		0	0	0	0	0	0.000	0	0	0	0.000	0	0.000	0	0.000	0	0.000	0
	Sub-Total (A)(1)		0	0	0	0	0	0.000	0	0	0	0.000	0	0.000	0	0.000	0	0.000	0
(2)	Foreign		0	0	0	0	0	0.000	0	0	0	0.000	0	0.000	0	0.000	0	0.000	0
(a)	Individuals (Non-Resident Individuals)/Foreign Individuals		0	0	0	0	0	0.000	0	0	0	0.000	0	0.000	0	0.000	0	0.000	0
	Government		0	0	0	0	0	0.000	0	0	0	0.000	0	0.000	0	0.000	0	0.000	0
	Institutions		0	0	0	0	0	0.000	0	0	0	0.000	0	0.000	0	0.000	0	0.000	0
(d)	Foreign Portfolio Investor		0	0	0	0	0	0.000	0	0	0	0.000	0	0.000	0	0.000	0	0.000	0
(e)	Any Other		0	0	0	0	0	0.000	0	0	0	0.000	0	0.000	0	0.000	0	0.000	0
	OCBs		0	0	0	0	0	0.000	0	0	0	0.000	0	0.000	0	0.000	0	0.000	0
	Sub-Total (A)(2)		0	0	0	0	0	0.000	0	0	0	0.000	0	0.000	0	0.000	0	0.000	0
	Total Shareholding of Promoter and Promoter Group (A)=(A)(1)+(A)(2)		0	0	0	0	0	0.000	0	0	0	0.000	0	0.000	0	0.000	0	0.000	0



Table III - Statement showing shareholding pattern of the Public shareholder

Table III - Statement showing Shareholding pattern of the Public shareholder																		
Category & Name of shareholders (I)	PAN (II)	Nos. of shareholders (III)	No. of fully paid-up equity shares held (IV)	No. of partly paid-up equity shares held (V)	Nos. of shares underly- ing Deposito- ry Receipt (VI)	Total nos. shares held (VII) = (IV)+(V)+(VI)	Shareholding % calculated as per SCRR, 1957 As a % of (A+B+C2) (VIII)	Number of Voting Rights held in each class of securities				No. of Shares Underly- ing Outstand- ing converti- ble securitie s (Includin g Warrant s) (X)	Shareholding as a % assuming full conversion of convertible securities (as a percentage of diluted share capital) (XI)= (VII)+(X) as a % of (A+B+C)	Number of Locked in		Number of Shares		Number of equity shares held in demateria- lized form (XIV)
								No. of Voting Rights			Total as a % of Total Voting rights			No. (a)	As a % of total Shares held (b)	No. (a)	As a % of total Shares held (b)	
								Class x	Class y	Total								
(1) Institutions		0	0	0	0	0	0.000	0	0	0	0.000	0	0.000	0	0.000	0	0.000	0
(a) Mutual Funds		0	0	0	0	0	0.000	0	0	0	0.000	0	0.000	0	0.000	0	0.000	0
(b) Venture Capital Funds		0	0	0	0	0	0.000	0	0	0	0.000	0	0.000	0	0.000	0	0.000	0
(c) Alternate Investment Funds		0	0	0	0	0	0.000	0	0	0	0.000	0	0.000	0	0.000	0	0.000	0
(d) Foreign Venture Capital Investors		0	0	0	0	0	0.000	0	0	0	0.000	0	0.000	0	0.000	0	0.000	0
(e) Foreign Portfolio Investors		0	0	0	0	0	0.000	0	0	0	0.000	0	0.000	0	0.000	0	0.000	0
(f) Financial Institutions/Banks		0	0	0	0	0	0	0	0	0	0	0	0	0	0	0	0	0
(g) Insurance Companies		0	0	0	0	0	0.000	0	0	0	0.000	0	0.000	0	0.000	0	0.000	0
(h) Provident Funds/Pension Funds		0	0	0	0	0	0.000	0	0	0	0.000	0	0.000	0	0.000	0	0.000	0
(i) Any Other		0	0	0	0	0	0.000	0	0	0	0.000	0	0.000	0	0.000	0	0.000	0
Foreign Institutional Investors		0	0	0	0	0	0.000	0	0	0	0.000	0	0.000	0	0.000	0	0.000	0
QFI - Corporate		0	0	0	0	0	0.000	0	0	0	0.000	0	0.000	0	0.000	0	0.000	0
Sub-Total (B)(1)		0	0	0	0	0	0	0	0	0	0	0	0	0	0	0	0	0
Central Government/State																		
(2) Government(s)/President of India		0	0	0	0	0	0.000	0	0	0	0.000	0	0.000	0	0.000	0	0.000	0
Sub-Total (B)(2)		0	0	0	0	0	0.000	0	0	0	0.000	0	0.000	0	0.000	0	0.000	0
(3) Non-Institutions		0	0	0	0	0	0.000	0	0	0	0.000	0	0.000	0	0.000	0	0.000	0
(a) Individuals		0	0	0	0	0	0.000	0	0	0	0.000	0	0.000	0	0.000	0	0.000	0
i) Individual shareholders holding nominal share capital up to Rs.2 Lakhs.		0	0	0	0	0	0	0	0	0	0	0	0	0	0	0	0	0
ii) Individual shareholders holding nominal share capital in excess of Rs.2 Lakhs.		0	0	0	0	0	0	0	0	0	0	0	0	0	0	0	0	0
(b) NBFCs registered with RBI		0	0	0	0	0	0.000	0	0	0	0.000	0	0.000	0	0.000	0	0.000	0
(c) Employee Trusts		0	0	0	0	0	0.000	0	0	0	0.000	0	0.000	0	0.000	0	0.000	0
Overseas Depositors (holding DRs)(balancing figure)		0	0	0	0	0	0.000	0	0	0	0.000	0	0.000	0	0.000	0	0.000	0
(d) Any Other		0	0	0	0	0	0.000	0	0	0	0.000	0	0.000	0	0.000	0	0.000	0
Bodies Corporate		0	0	0	0	0.000	0	0	0	0.000	0	0.000	0	0.000	0	0.000	0	0
QFI - Individual		0	0	0	0	0	0.000	0	0	0	0.000	0	0.000	0	0.000	0	0.000	0
NRI - Repatriable		0	0	0	0	0.000	0	0	0	0.000	0	0.000	0	0.000	0	0.000	0	0
NRI - Non-Repatriable		0	0	0	0	0	0.000	0	0	0	0.000	0	0.000	0	0.000	0	0.000	0
OCBs		0	0	0	0	0	0.000	0	0	0	0.000	0	0.000	0	0.000	0	0.000	0
Trusts		0	0	0	0	0	0.000	0	0	0	0.000	0	0.000	0	0.000	0	0.000	0
Clearing Memembers		0	0	0	0	0	0.000	0	0	0	0.000	0	0.000	0	0.000	0	0.000	0
IEPF Authority		0	0	0	0	0	0.000	0	0	0	0.000	0	0.000	0	0.000	0	0.000	0
Sub-Total (B)(3)		0	0	0	0	0	0.000	0	0	0	0.000	0	0.000	0	0.000	0	0.000	0
		0	0	0	0	0	0.000	0	0	0	0.000	0	0.000	0	0.000	0	0.000	0
Total Public Shareholding (B)=(B)(1)+(B)(2)+(B)(3)		0	0	0	0	0	0.000	0	0	0	0.000	0	0.000	0	0.000	0	0.000	0



Table IV - Statement showing shareholding pattern of the Non Promoter - Non Public shareholder

Annexure IV - Statement showing shareholding pattern of the Non Promoter - Non Public shareholder																			
(1)	Category & Name of shareholders (I)	PAN (II)	Nos. of shareholders (III)	No. of fully paid-up equity shares held (IV)	No. of partly paid-up equity shares held (V)	Nos. of shares underlying Depository Receipt (VI)	Total nos. shares held (VII) = (IV)+(V)+(VI)	Shareholding % calculated as per SCRR, 1957 As a % of (A+B+C2) (VIII)	Number of Voting Rights held in each class of securities (IX)			No. of Shares Underlying Outstanding convertible securities (Including Warrants) (X)	Shareholding as a % assuming full conversion of convertible securities (as a percentage of diluted share capital) (XI) = (VII)+(X) as a % of (A+B+C)	Number of Locked In shares (XII)		Number of Shares pledged or otherwise encumbered (XIII)		Number of equity shares held in dematerialized form (XIV)	
									No. of Voting Rights					Total as a % of Total Voting rights	No. (a)	As a % of total Shares held (b)	No. (a)		As a % of total Shares held (b)
									Class x	Class y	Total								
(1)	Custodian DR Holder																		
(2)	Employee Benefit Trust (under SEBI (Share based Employee Benefit) Regulations, 2014)																		
	Total Non-Promoter - Non-Public Shareholding (C)=(C1)+(C2)+(C3)																		



Table V - Statement showing shareholding details of significant beneficial owner

Details of the significant beneficial owner (I)				Details of the registered owner (II)			Details of holding/ exercise of right of the SBO in the reporting company, whether direct or indirect : (III) Whether by virtue of:					
Sr No.	Name	PAN/Passport No. in case of a foreign national	Nationality	Name	PAN/Passport No. in case of a foreign national	Nationality	Shares %	Voting rights %	Rights on distributable dividend or any other distribution %	Exercise of control	Exercise of significant influence	Date of creation / acquisition of significant beneficial interest (IV)



Format of holding of specified securities

Annexure - I

1 **Name of Listed Entity : RICHIE CREDIT & FINANCE PRIVATE LIMITED**

2 Scrip Code/Name of Scrip/Class of Security :

3 Share Holding Pattern Filed under: Reg. 31(1) (b) : As On **24/01/2020**

4 Declaration:

	Particulars	Yes	No
1	Whether the Listed Entity has issued any partly paid up shares		NO
2	Whether the Listed Entity has issued any Convertible Securities or Warrants?		NO
3	Whether the Listed Entity has any shares against which depository receipt are issued?		NO
4	Whether the Listed Entity has any shares in locked-in?		NO
5	Whether any shares held by promoters are pledge or otherwise encumbered?		NO

5 The tabular format for disclosure of holding of specified securities is as follows:-



Table I - Summary Statement holding of specified securities

Category (I)	Category of shareholder (II)	Nos. of shareholders (III)	No. of fully paid-up equity shares held (IV)	No. of partly paid up equity shares held (V)	No. of shares underlying Depository Receipt (VI)	Total nos. shares held (VII) = (IV)+(V)+(VI)	Sharehold- ing as a % of total no. of shares (calculated as per SCRR, 1957) (VIII) As a % of (A+B+C2)	Number of Voting Rights held in each class of securities (IX)			No. of Shares Underlying convertible securities (including Warrants) (X)	Shareholdin g as a % assuming full conversion of convertible securities (as a percentage of diluted share capital) (XI)=(VII)+(X) as a % of	Number of Locked in shares (XII)		Number of Shares pledged or otherwise encumbered (XIII)		Number of equity shares held in dematerialized form (XIV)	
								No. of Voting Rights					Total as a % of (A+B+C)	No. (a)	As a % of total Shares held (b)	No. (a)		As a % of total Shares held (b)
								Class eg: x	Class eg: y	Total								
(A)	Promoter & Promoter Group	0	0	0	0	0	0.000	0	0	0	0.000	0	0.000	0	0.000	0	0	
(B)	Public	0	0	0	0	0	0.000	0	0	0	0.000	0	0.000	0	0.000	0	0	
(C)	Non Promoter - Non Public																	
(C1)	Shares underlying DRs																	
(C2)	Shares held by Employee Trusts																	
	TOTAL	0	0	0	0	0	0.000	0	0	0	0.000	0	0.000	0	0.000	0	0	



Table II - Statement showing shareholding pattern of the Promoter and Promoter Group

	Category & Name of shareholders (I)	PAN (II)	Nos. of shareholders (III)	No. of fully paid-up equity shares held (IV)	No. of partly paid-up equity shares held (V)	Nos. of shares underlying Depository Receipt (VI)	Total nos. shares held (VII) = (IV)+(V)+(VI)	Shareholding % calculated as per SCRR, 1957 As a % of (A+B+C2) (VIII)	Number of Voting Rights held in each class of securities (IX)			No. of Shares Underlying Outstanding convertible securities (Including Warrants) (X)	Shareholding as a % assuming full conversion of convertible securities (as a percentage)	Number of Locked In shares (XII)		Number of Shares pledged or otherwise encumbered (XIII)		Number of equity shares held in dematerialized form (XIV)	
									No. of Voting Rights					Total as a % of Total Voting rights	No. (a)	As a % of total Shares held* (b)	No. (a)		As a % of total Shares held (b)
									Class x	Class y	Total								
(1)	Indian		0	0	0	0	0	0.000	0	0	0	0.000	0	0.000	0	0.000	0	0	
(a)	Individuals/Hindu undivided Family		0	0	0	0	0	0.000	0	0	0	0.000	0	0.000	0	0.000	0	0	
	ASHWIN GUPTA	ADVPG22 SOL	0	0	0	0	0	0.000	0	0	0	0.000	0	0.000	0	0.000	0	0	
	SHWETA GUPTA	AGOPG46 61P	0	0	0	0	0	0.000	0	0	0	0.000	0	0.000	0	0.000	0	0	
(b)	Central Government/State Government(s)		0	0	0	0	0	0.000	0	0	0	0.000	0	0.000	0	0.000	0	0	
(c)	Financial Institutions/Banks		0	0	0	0	0	0.000	0	0	0	0.000	0	0.000	0	0.000	0	0	
(d)	Any Other		0	0	0	0	0	0.000	0	0	0	0.000	0	0.000	0	0.000	0	0	
	Bodies Corporate		0	0	0	0	0	0.000	0	0	0	0.000	0	0.000	0	0.000	0	0	
	Trusts		0	0	0	0	0	0.000	0	0	0	0.000	0	0.000	0	0.000	0	0	
	Clearing Members		0	0	0	0	0	0.000	0	0	0	0.000	0	0.000	0	0.000	0	0	
	Sub-Total (A)(1)		0	0	0	0	0	0.000	0	0	0	0.000	0	0.000	0	0.000	0	0	
(2)	Foreign		0	0	0	0	0	0.000	0	0	0	0.000	0	0.000	0	0.000	0	0	
(a)	Individuals (Non-Resident Individuals/Foreign Individuals)		0	0	0	0	0	0.000	0	0	0	0.000	0	0.000	0	0.000	0	0	
(b)	Government		0	0	0	0	0	0.000	0	0	0	0.000	0	0.000	0	0.000	0	0	
(c)	Institutions		0	0	0	0	0	0.000	0	0	0	0.000	0	0.000	0	0.000	0	0	
(d)	Foreign Portfolio Investor		0	0	0	0	0	0.000	0	0	0	0.000	0	0.000	0	0.000	0	0	
(e)	Any Other		0	0	0	0	0	0.000	0	0	0	0.000	0	0.000	0	0.000	0	0	
	OCBs		0	0	0	0	0	0.000	0	0	0	0.000	0	0.000	0	0.000	0	0	
	Sub-Total (A)(2)		0	0	0	0	0	0.000	0	0	0	0.000	0	0.000	0	0.000	0	0	
	Total Shareholding of Promoter and Promoter Group (A)=(A)(1)+(A)(2)		0	0	0	0	0	0.000	0	0	0	0.000	0	0.000	0	0.000	0	0	



Table III - Statement showing shareholding pattern of the Public shareholder

Table III - Statement showing shareholding pattern of the Public shareholder																			
	Category & Name of shareholders (I)	PAN (II)	Nos. of shareholders (III)	No. of fully paid-up equity shares held (IV)	No. of partly paid-up equity shares held (V)	Nos. of shares underlying Depository Receipt (VI)	Total nos. shares held (VII) = (IV)+(V)+(VI)	Shareholdin g % calculated as per SCRR, 1957 As a % of (A+B+C2) (VIII)	Number of Voting Rights held in each class of securities (IX)				No. of Shares Underlying Outstanding convertible securities (including Warrants) (X)	Shareholding as a % assuming full conversion of convertible securities (as a percentage of diluted share capital) (XI) = (VII)+(X) as a % of (A+B+C)	Number of Locked in shares (XII)		Number of Shares pledged or otherwise encumbered (XIII)		Number of equity shares held in dematerialized form (XIV)
									No. of Voting Rights			Total as a % of Total Voting rights			No. (a)	As a % of total Shares held (b)	No. (a)	As a % of total Shares held (b)	
									Class x	Class y	Total								
(1)	Institutions		0	0	0	0	0	0.000	0	0	0	0.000	0	0.000	0	0.000	0	0.000	0
(a)	Mutual Funds		0	0	0	0	0	0.000	0	0	0	0.000	0	0.000	0	0.000	0	0.000	0
(b)	Venture Capital Funds		0	0	0	0	0	0.000	0	0	0	0.000	0	0.000	0	0.000	0	0.000	0
(c)	Alternate Investment Funds		0	0	0	0	0	0.000	0	0	0	0.000	0	0.000	0	0.000	0	0.000	0
(d)	Foreign Venture Capital Investors		0	0	0	0	0	0.000	0	0	0	0.000	0	0.000	0	0.000	0	0.000	0
(e)	Foreign Portfolio Investors		0	0	0	0	0	0.000	0	0	0	0.000	0	0.000	0	0.000	0	0.000	0
(f)	Financial Institutions/Banks		0	0	0	0	0	0.000	0	0	0	0.000	0	0.000	0	0.000	0	0.000	0
(g)	Insurance Companies		0	0	0	0	0	0.000	0	0	0	0.000	0	0.000	0	0.000	0	0.000	0
(h)	Provident Funds/Pension Funds		0	0	0	0	0	0.000	0	0	0	0.000	0	0.000	0	0.000	0	0.000	0
(i)	Any Other		0	0	0	0	0	0.000	0	0	0	0.000	0	0.000	0	0.000	0	0.000	0
	Foreign Institutional Investors		0	0	0	0	0	0.000	0	0	0	0.000	0	0.000	0	0.000	0	0.000	0
	QFI - Corporate		0	0	0	0	0	0.000	0	0	0	0.000	0	0.000	0	0.000	0	0.000	0
	Sub-Total (B)(1)		0	0	0	0	0	0.000	0	0	0	0.000	0	0.000	0	0.000	0	0.000	0
(2)	Central Government/State Government(s)/President of India		0	0	0	0	0	0.000	0	0	0	0.000	0	0.000	0	0.000	0	0.000	0
	Sub-Total (B)(2)		0	0	0	0	0	0.000	0	0	0	0.000	0	0.000	0	0.000	0	0.000	0
(3)	Non-institutions		0	0	0	0	0	0.000	0	0	0	0.000	0	0.000	0	0.000	0	0.000	0
(a)	Individuals		0	0	0	0	0	0.000	0	0	0	0.000	0	0.000	0	0.000	0	0.000	0
	i) Individual shareholders holding nominal share capital up to Rs.2 Lakhs		0	0	0	0	0	0.000	0	0	0	0.000	0	0.000	0	0.000	0	0.000	0
	ii) Individual shareholders holding nominal share capital in excess of Rs.2 Lakhs.		0	0	0	0	0	0.000	0	0	0	0.000	0	0.000	0	0.000	0	0.000	0
(b)	NBFCs registered with RBI		0	0	0	0	0	0.000	0	0	0	0.000	0	0.000	0	0.000	0	0.000	0
(c)	Employee Trusts		0	0	0	0	0	0.000	0	0	0	0.000	0	0.000	0	0.000	0	0.000	0
(d)	Overseas Depositors (holding DRs)/balancing figure)		0	0	0	0	0	0.000	0	0	0	0.000	0	0.000	0	0.000	0	0.000	0
(e)	Any Other		0	0	0	0	0	0.000	0	0	0	0.000	0	0.000	0	0.000	0	0.000	0
	Bodies Corporate		0	0	0	0	0	0.000	0	0	0	0.000	0	0.000	0	0.000	0	0.000	0
	QFI - Individual		0	0	0	0	0	0.000	0	0	0	0.000	0	0.000	0	0.000	0	0.000	0
	NRI - Repatriable		0	0	0	0	0	0.000	0	0	0	0.000	0	0.000	0	0.000	0	0.000	0
	NRI - Non-Repatriable		0	0	0	0	0	0.000	0	0	0	0.000	0	0.000	0	0.000	0	0.000	0
	OCEs		0	0	0	0	0	0.000	0	0	0	0.000	0	0.000	0	0.000	0	0.000	0
	Trusts		0	0	0	0	0	0.000	0	0	0	0.000	0	0.000	0	0.000	0	0.000	0
	Clearing Members		0	0	0	0	0	0.000	0	0	0	0.000	0	0.000	0	0.000	0	0.000	0
	IEPF Authority		0	0	0	0	0	0.000	0	0	0	0.000	0	0.000	0	0.000	0	0.000	0
	Sub-Total (B)(3)		0	0	0	0	0	0.000	0	0	0	0.000	0	0.000	0	0.000	0	0.000	0
			0	0	0	0	0	0.000	0	0	0	0.000	0	0.000	0	0.000	0	0.000	0
	Total Public Shareholding (B)=(B)(1)+(B)(2)+(B)(3)		0	0	0	0	0	0.000	0	0	0	0.000	0	0.000	0	0.000	0	0.000	0



Table IV - Statement showing shareholding pattern of the Non Promoter - Non Public shareholder

Annexure IV – Statement showing shareholding pattern of the Non Promoter - Non Public shareholder																		
	Category & Name of shareholders (I)	PAN (II)	Nos. of shareholders (III)	No. of fully paid-up equity shares held (IV)	No. of partly paid-up equity shares held (V)	Nos. of shares underlying Depository Receipt (VI)	Total nos. shares held (VII) = (IV)+(V)+(VI)	Shareholding % calculated as per SCRR, 1957 As a % of (A+B+C2) (VIII)	Number of Voting Rights held in each class of securities (IX)			No. of Shares Underlying Outstanding convertible securities (Including Warrants) (X)	Shareholding as a % assuming full conversion of convertible securities (as a percentage of diluted share capital) (XI)= (VII)+(X) as a % of (A+B+C)	Number of Locked in shares (XII)		Number of Shares pledged or otherwise encumbered (XIII)		Number of equity shares held in dematerialized form (XIV)
									No. of Voting Rights		Total as a % of Total Voting rights			No. (a)	As a % of total Shares held (b)	No. (a)	As a % of total Shares held (b)	
									Class x	Class y								
(1)	Custodian DR Holder																	
(2)	Employee Benefit Trust (under SEBI (share based Employee Benefit) Regulations, 2014																	
	Total Non-Promoter - Non-Public Shareholding (C)=(C)(1)+(C)(2)																	



Table V - Statement showing shareholding details of significant beneficial owner

Details of the significant beneficial owner (I)				Details of the registered owner (II)			Details of holding/ exercise of right of the SBO in the reporting company, whether direct or indirect :(III) Whether by virtue of:					
Sr No.	Name	PAN/Passport No. in case of a foreign national	Nationality	Name	PAN/Passport No. in case of a foreign national	Nationality	Shares %	Voting rights %	Rights on distributable dividend or any other distribution	Exercise of control	Exercise of significant influence	Date of creation / acquisition of significant beneficial interest (IV)



**SHAREHOLDING PATTERN
OF
ALL COMPANIES
(POST-AMALGAMATION)
(WITHOUT PAN)**

Format of holding of specified securities

Annexure - I

- 1 Name of Listed Entity : GALLANTT ISPAT LTD.**
- 2 Scrip Code/Name of Scrip/Class of Security :
- 3 Share Holding Pattern Filed under: Reg. 31(1) (b) : As On **24/01/2020**
- 4 Declaration:

	Particulars	Yes	No
1	Whether the Listed Entity has issued any partly paid up shares		NO
2	Whether the Listed Entity has issued any Convertible Securities or Warrants?		NO
3	Whether the Listed Entity has any shares against which depository receipt are issued?		NO
4	Whether the Listed Entity has any shares in locked-in?		NO
5	Whether any shares held by promoters are pledge or otherwise encumbered?		NO

- 5 The tabular format for disclosure of holding of specified securities is as follows:-



Table I - Summary Statement holding of specified securities

Annexure - Summary statement holding of specified securities																		
Category (I)	Category of shareholder (II)	Nos. of shareholder s (III)	No. of fully paid-up equity shares held (IV)	No. of partly paid-up equity shares held (V)	No. of shares underlying Depository Receipt (VI)	Total nos. shares held (VII) = (IV)+(V)+(VI)	Shareholding as a % of total no. of shares (calculated as per SCRR, 1957) (VIII) As a % of (A+B+C2)	Number of Voting Rights held in each class of securities (IX)				No. of Shares Underlying convertible securities (including Warrants) (X)	Shareholdin g as a % assuming full conversion of convertible securities (as a percentage of diluted share capital) (XI)=(VII)+(X) as a % of (A+B+C)	Number of Locked in shares (XII)		Number of Shares pledged or otherwise encumbered (XIII)		Number of equity shares held in dematerialized form (XIV)
								No. of Voting Rights			Total as a % of (A+B+C)			No. (a)	As a % of total Shares held (b)	No. (a)	As a % of total Shares held (b)	
								Class eg:x	Class eg:y	Total								
(A)	Promoter & Promoter Group	0	0	0	0	0	0.000	0	0	0	0.000	0	0.000	0	0.000	0	0.000	0
(B)	Public	0	0	0	0	0	0.000	0	0	0	0.000	0	0.000	0	0.000	0	0.000	0
(C)	Public	0	0	0	0	0	0.000	0	0	0	0.000	0	0.000	0	0.000	0	0.000	0
(C1)	Shares underlying DRs	0	0	0	0	0	0.000	0	0	0	0.000	0	0.000	0	0.000	0	0.000	0
(C2)	Shares held by Employee Trusts	0	0	0	0	0	0.000	0	0	0	0.000	0	0.000	0	0.000	0	0.000	0
	TOTAL	0	0	0	0	0	0.000	0	0	0	0.000	0	0.000	0	0.000	0	0.000	0



Table II - Statement showing shareholding pattern of the Promoter and Promoter Group

Table II - Statement showing shareholding pattern of the Promoter and Promoter Group																		
	Category & Name of shareholders (I)	Nos. of shareholders (II)	No. of fully paid-up equity shares held (III)	No. of partly paid-up equity shares held (IV)	Nos. of shares underlying Depository Receipt (V)	Total nos. shares held (VI) = (III)+(IV)+(V)	Shareholding % calculated as per SCRR, 1957 As a % of (A+B+C2) (VII)	Number of Voting Rights held in each class of securities (VIII)				No. of Shares Underlying Outstanding convertible securities (including Warrants) (IX)	Shareholding as a % assuming full conversion of convertible securities (as a percentage of diluted share capital) (X) = (VI)+(IX) as a % of (A+B+C)	Number of Locked in shares (XI)		Number of Shares pledged or otherwise encumbered (XII)		Number of equity shares held in dematerialized form (XIII)
								No. of Voting Rights			Total as a % of Total Voting rights			No. (a)	As a % of total Shares held (b)	No. (a)	As a % of total Shares held (b)	
								Class x	Class y	Total								
(1)	Indian	0	0	0	0	0	0.000	0	0	0	0.000	0	0.000	0	0.000	0	0.000	0
(a)	Individuals/Hindu undivided Family	0	0	0	0	0	0.000	0	0	0	0.000	0	0.000	0	0.000	0	0.000	0
	ASHUTOSH AGARWAL	0	0	0	0	0	0.000	0	0	0	0.000	0	0.000	0	0.000	0	0.000	0
	CHANDNI AGRAWAL	0	0	0	0	0	0.000	0	0	0	0.000	0	0.000	0	0.000	0	0.000	0
	CHANDRA PRAKASH AGARWAL	0	0	0	0	0	0.000	0	0	0	0.000	0	0.000	0	0.000	0	0.000	0
	CHANDRA PRAKASH AGRAWAL HUF	0	0	0	0	0	0.000	0	0	0	0.000	0	0.000	0	0.000	0	0.000	0
	MADHU AGARWAL	0	0	0	0	0	0.000	0	0	0	0.000	0	0.000	0	0.000	0	0.000	0
	MAYANK AGARWAL	0	0	0	0	0	0.000	0	0	0	0.000	0	0.000	0	0.000	0	0.000	0
	NITIN MAHAVIR KANDOI	0	0	0	0	0	0.000	0	0	0	0.000	0	0.000	0	0.000	0	0.000	0
	PREM PRAKASH AGARWAL	0	0	0	0	0	0.000	0	0	0	0.000	0	0.000	0	0.000	0	0.000	0
	PREM PRAKASH AGRAWAL HUF	0	0	0	0	0	0.000	0	0	0	0.000	0	0.000	0	0.000	0	0.000	0
(b)	SANTOSH KUMAR AGARWAL	0	0	0	0	0	0.000	0	0	0	0.000	0	0.000	0	0.000	0	0.000	0
	SANTOSH KUMAR AGRAWAL HUF	0	0	0	0	0	0.000	0	0	0	0.000	0	0.000	0	0.000	0	0.000	0
	SHYAMA AGRAWAL	0	0	0	0	0	0.000	0	0	0	0.000	0	0.000	0	0.000	0	0.000	0
	SMRITI AGARWAL	0	0	0	0	0	0.000	0	0	0	0.000	0	0.000	0	0.000	0	0.000	0
	UMA AGARWAL	0	0	0	0	0	0.000	0	0	0	0.000	0	0.000	0	0.000	0	0.000	0
	Central Government/State Government(s)	0	0	0	0	0	0.000	0	0	0	0.000	0	0.000	0	0.000	0	0.000	0
	Financial Institutions/Banks	0	0	0	0	0	0.000	0	0	0	0.000	0	0.000	0	0.000	0	0.000	0
	Any Other	0	0	0	0	0	0.000	0	0	0	0.000	0	0.000	0	0.000	0	0.000	0
	Bodies Corporate	0	0	0	0	0	0.000	0	0	0	0.000	0	0.000	0	0.000	0	0.000	0
	GALLANTT METAL LIMITED	0	0	0	0	0	0.000	0	0	0	0.000	0	0.000	0	0.000	0	0.000	0
(c)	Trusts	0	0	0	0	0	0.000	0	0	0	0.000	0	0.000	0	0.000	0	0.000	0
	Clearing Members	0	0	0	0	0	0.000	0	0	0	0.000	0	0.000	0	0.000	0	0.000	0
	Sub-Total (A)(1)	0	0	0	0	0	0.000	0	0	0	0.000	0	0.000	0	0.000	0	0.000	0
		0	0	0	0	0	0.000	0	0	0	0.000	0	0.000	0	0.000	0	0.000	0
		0	0	0	0	0	0.000	0	0	0	0.000	0	0.000	0	0.000	0	0.000	0
(2)	Foreign	0	0	0	0	0	0.000	0	0	0	0.000	0	0.000	0	0.000	0	0.000	0
(a)	Individuals (Non-Resident Individuals/Foreign Individuals)	0	0	0	0	0	0.000	0	0	0	0.000	0	0.000	0	0.000	0	0.000	0
	Government	0	0	0	0	0	0.000	0	0	0	0.000	0	0.000	0	0.000	0	0.000	0
	Institutions	0	0	0	0	0	0.000	0	0	0	0.000	0	0.000	0	0.000	0	0.000	0
	Foreign Portfolio Investor	0	0	0	0	0	0.000	0	0	0	0.000	0	0.000	0	0.000	0	0.000	0
	Any Other	0	0	0	0	0	0.000	0	0	0	0.000	0	0.000	0	0.000	0	0.000	0
	OQBs	0	0	0	0	0	0.000	0	0	0	0.000	0	0.000	0	0.000	0	0.000	0
	Sub-Total (A)(2)	0	0	0	0	0	0.000	0	0	0	0.000	0	0.000	0	0.000	0	0.000	0
		0	0	0	0	0	0.000	0	0	0	0.000	0	0.000	0	0.000	0	0.000	0
		0	0	0	0	0	0.000	0	0	0	0.000	0	0.000	0	0.000	0	0.000	0
		Total Shareholding of Promoter and Promoter Group (A)=(A)(1)+(A)(2)	0	0	0	0	0	0.000	0	0	0	0.000	0	0.000	0	0.000	0	0.000
		0	0	0	0	0	0.000	0	0	0	0.000	0	0.000	0	0.000	0	0.000	0



Table III - Statement showing shareholding pattern of the Public shareholder

	Category & Name of shareholders (I)	Nos. of shareholders (II)	No. of fully paid-up equity shares held (III)	No. of partly paid-up equity shares held (IV)	Nos. of shares underlying Depository Receipt (V)	Total nos. shares held (VI) = (III)+(IV)+(V)	Shareholding % calculated as per SCRR, 1957 As a % of (A+B+C2) (VII)	Number of Voting Rights held in each class of securities (VIII)			No. of Shares Underlying Outstanding convertible securities (including Warrants) (IX)	Shareholding as a % assuming full conversion of convertible securities (as a percentage of diluted share capital) (X)= (VI)+(IX) as a % of (A+B+C)	Number of Locked in shares (XI)		Number of Shares pledged or otherwise encumbered (XII)		Number of equity shares held in dematerialized form (XIII)	
								No. of Voting Rights					Total as a % of Total Voting rights	No. (a)	As a % of total Shares held (b)	No. (a)		As a % of total Shares held (b)
								Class x	Class y	Total								
(1)	Institutions	0	0	0	0	0	0.000	0	0	0	0.000	0	0.000	0	0.000	0	0.000	
(a)	Mutual Funds	0	0	0	0	0	0.000	0	0	0	0.000	0	0.000	0	0.000	0	0.000	
(b)	Venture Capital Funds	0	0	0	0	0	0.000	0	0	0	0.000	0	0.000	0	0.000	0	0.000	
(c)	Alternate Investment Funds	0	0	0	0	0	0.000	0	0	0	0.000	0	0.000	0	0.000	0	0.000	
(d)	Foreign Venture Capital Investors	0	0	0	0	0	0.000	0	0	0	0.000	0	0.000	0	0.000	0	0.000	
(e)	Foreign Portfolio Investors	0	0	0	0	0	0.000	0	0	0	0.000	0	0.000	0	0.000	0	0.000	
(f)	Financial Institutions/Banks	0	0	0	0	0	0.000	0	0	0	0.000	0	0.000	0	0.000	0	0.000	
(g)	Insurance Companies	0	0	0	0	0	0.000	0	0	0	0.000	0	0.000	0	0.000	0	0.000	
(h)	Provident Funds/Pension Funds	0	0	0	0	0	0.000	0	0	0	0.000	0	0.000	0	0.000	0	0.000	
(i)	Any Other	0	0	0	0	0	0.000	0	0	0	0.000	0	0.000	0	0.000	0	0.000	
	Foreign Institutional Investors	0	0	0	0	0	0.000	0	0	0	0.000	0	0.000	0	0.000	0	0.000	
	QFI - Corporate	0	0	0	0	0	0.000	0	0	0	0.000	0	0.000	0	0.000	0	0.000	
	Sub-Total (B)(1)	0	0	0	0	0	0.000	0	0	0	0.000	0	0.000	0	0.000	0	0.000	
(2)	Central Government/State Government(s)/President of India	0	0	0	0	0	0.000	0	0	0	0.000	0	0.000	0	0.000	0	0.000	
	Sub-Total (B)(2)	0	0	0	0	0	0.000	0	0	0	0.000	0	0.000	0	0.000	0	0.000	
(3)	Non-Institutions	0	0	0	0	0	0.000	0	0	0	0.000	0	0.000	0	0.000	0	0.000	
(a)	Individuals	0	0	0	0	0	0.000	0	0	0	0.000	0	0.000	0	0.000	0	0.000	
	i) Individual shareholders holding nominal share capital up to Rs.2 Lakhs.	0	0	0	0	0	0.000	0	0	0	0.000	0	0.000	0	0.000	0	0.000	
	ii) Individual shareholders holding nominal share capital in excess of Rs.2 Lakhs.	0	0	0	0	0	0.000	0	0	0	0.000	0	0.000	0	0.000	0	0.000	
(b)	NBFCs registered with RBI	0	0	0	0	0	0.000	0	0	0	0.000	0	0.000	0	0.000	0	0.000	
(c)	Employee Trusts	0	0	0	0	0	0.000	0	0	0	0.000	0	0.000	0	0.000	0	0.000	
	Overseas Depositors (holding DRs)(balancing figure)	0	0	0	0	0	0.000	0	0	0	0.000	0	0.000	0	0.000	0	0.000	
(d)		0	0	0	0	0	0.000	0	0	0	0.000	0	0.000	0	0.000	0	0.000	
(e)	Any Other	0	0	0	0	0	0.000	0	0	0	0.000	0	0.000	0	0.000	0	0.000	
	Bodies Corporate	0	0	0	0	0	0.000	0	0	0	0.000	0	0.000	0	0.000	0	0.000	
	AAR COMMERCIAL COMPANY LIMITED	0	0	0	0	0	0.000	0	0	0	0.000	0	0.000	0	0.000	0	0.000	
	NIHON IMPEX PRIVATE LIMITED	0	0	0	0	0	0.000	0	0	0	0.000	0	0.000	0	0.000	0	0.000	
	UTKARSH DEALER PRIVATE LIMITED	0	0	0	0	0	0.000	0	0	0	0.000	0	0.000	0	0.000	0	0.000	
	WALLSTREET DISTRIBUTOR PRIVATE LIMITED	0	0	0	0	0	0.000	0	0	0	0.000	0	0.000	0	0.000	0	0.000	
	WARNER DEALCOM PRIVATE LIMITED	0	0	0	0	0	0.000	0	0	0	0.000	0	0.000	0	0.000	0	0.000	
	QFI - Individual	0	0	0	0	0	0.000	0	0	0	0.000	0	0.000	0	0.000	0	0.000	
	NRI - Repatriable	0	0	0	0	0	0.000	0	0	0	0.000	0	0.000	0	0.000	0	0.000	
	NRI - Non-Repatriable	0	0	0	0	0	0.000	0	0	0	0.000	0	0.000	0	0.000	0	0.000	
	OCBs	0	0	0	0	0	0.000	0	0	0	0.000	0	0.000	0	0.000	0	0.000	
	Trusts	0	0	0	0	0	0.000	0	0	0	0.000	0	0.000	0	0.000	0	0.000	
	Clearing Members	0	0	0	0	0	0.000	0	0	0	0.000	0	0.000	0	0.000	0	0.000	
	IEPF Authority	0	0	0	0	0	0.000	0	0	0	0.000	0	0.000	0	0.000	0	0.000	
	Sub-Total (B)(3)	0	0	0	0	0	0.000	0	0	0	0.000	0	0.000	0	0.000	0	0.000	
	Total Public Shareholding (B)=(B)(1)+(B)(2)+(B)(3)	0	0	0	0	0	0.000	0	0	0	0.000	0	0.000	0	0.000	0	0.000	



Table IV - Statement showing shareholding pattern of the Non Promoter - Non Public shareholder

	Category & Name of shareholders (I)	Nos. of shareholders (II)	No. of fully paid-up equity shares held (III)	No. of partly paid-up equity shares held (IV)	Nos. of shares underlying Depository Receipt (V)	Total nos. shares held (VI) = (III)+(IV)+(V)	Shareholding % calculated as per SCRR, 1957 As a % of (A+B+C2) (VII)	Number of Voting Rights held in each class of securities (VIII)			No. of Shares Underlying Outstanding convertible securities (including Warrants) (IX)	Shareholding as a % assuming full conversion of convertible securities (as a percentage of diluted share capital) (X)= (VI)+(IX) as a % of (A+B+C)	Number of Locked in shares (XI)		Number of Shares pledged or otherwise encumbered (XII)		Number of equity shares held in dematerialized form (XIII)
								No. of Voting Rights		Total as a % of Total Voting rights			No. (a)	As a % of total Shares held (b)	No. (a)	As a % of total Shares held (b)	
								Class x	Class y								
(1)	Custodian DR Holder																
(2)	Employee Benefit Trust (under SEBI (share based Employee Benefit) Regulations, 2014																
	Total Non-Promoter - Non-Public Shareholding (C)=(C)(1)+(C)(2)																



Table V - Statement showing shareholding details of significant beneficial owner

Details of the significant beneficial owner (I)		Details of the registered owner (II)		Details of holding/ exercise of right of the SBO in the reporting company, whether direct or indirect : (III) Whether by virtue of:						
Sr No.	Name	Nationality	Name	Nationality	Shares %	Voting rights %	Rights on distributable dividend or any other distribution %	Exercise of control	Exercise of significant influence	Date of creation / acquisition of significant beneficial interest (IV)



Format of holding of specified securities

Annexure - I

1 Name of Listed Entity : GALLANTT METAL LTD.

2 Scrip Code/Name of Scrip/Class of Security :

3 Share Holding Pattern as on 24/01/2020

4 Declaration:

	Particulars	Yes	No
1	Whether the Listed Entity has issued any partly paid up shares		NO
2	Whether the Listed Entity has issued any Convertible Securities or Warrants?		NO
3	Whether the Listed Entity has any shares against which depository receipt are issued?		NO
4	Whether the Listed Entity has any shares in locked-in?		NO
5	Whether any shares held by promoters are pledge or otherwise encumbered?	YES	

5 The tabular format for disclosure of holding of specified securities is as follows:-



Table I - Summary Statement holding of specified securities

Table I - Summary Statement holding of specified securities																		
Category (I)	Category of shareholder (II)	Nos. of shareholders (III)	No. of fully paid-up equity shares held (IV)	No. of partly paid-up equity shares held (V)	No. of shares underlying Deposit or Receipt (VI)	Total nos. shares held (VII) = (IV)+(V)+(VI)	Shareholding as a % of total no. of shares (calculated as per SCRR, 1957) (VIII) As a % of (A+B+C2)	Number of Voting Rights held in each class of securities (IX)				No. of Shares Underlying convertible securities (including Warrants) (X)	Shareholding as a % assuming full conversion of convertible securities (as a percentage of diluted share capital) (XI)=(VII)+(X) as a % of (A+B+C)	Number of Locked in shares (XII)		Number of Shares pledged or otherwise encumbered		Number of equity shares held in dematerialized form (XIV)
								No. of Voting Rights			Total as a % of (A+B+C)			No. (a)	As a % of total Shares held (b)	No. (a)	As a % of total Shares held (b)	
								Class eg:x	Class eg:y	Total								
(A)	Promoter & Promoter Group	36	143444285	0	0	143444285	59.451	143444285	0	143444285	59.451	0	59.451	0	0.000	510500	0.356	6130445
(B)	Public	10301	97836660	0	0	97836660	40.549	97836660	0	97836660	40.549	0	40.549	0	0.000	0	0.000	9694952
(C)	Non Promoter - Non Public																	
(C1)	Shares underlying DRs																	
(C2)	Shares held by Employee Trusts																	
	TOTAL	10337	241280945	0		241280945	100.000	241280945	0	241280945	100.000	0	100.000	0	0.000	510500	0.356	15825397



Table II - Statement showing shareholding pattern of the Promoter and Promoter Group

Table 1: Statement showing Shareholding pattern of the Promoter and Promoter Group																		
	Category & Name of shareholders (i)	Nos. of shareholders (ii)	No. of fully paid-up equity shares held (iii)	No. of partly paid-up equity shares held (iv)	Nos. of shares underlying Depository Receipt (v)	Total nos. shares held (vi) = (iii)+(iv)+(v)	Shareholding % calculated as per SCRR, 1957 As a % of (A+B+C2) (vii)	Number of Voting Rights held in each class of securities (viii)			No. of Shares Underlying Outstanding convertible securities (including Warrants) (ix)	Shareholding as a % assuming full conversion of convertible securities (as a percentage of diluted share capital) (x) = (vi)+(ix) as a % of (A+B+C)	Number of Locked in shares (xi)		Number of Shares pledged or otherwise encumbered (xii)		Number of equity shares held in dematerialized form (xiii)	
								No. of Voting Rights					Total as a % of Total Voting rights	No. (a)	As a % of total Shares held (b)	No. (a)		As a % of total Shares held (b)
								Class x	Class y	Total								
(1)	Indian	0	0	0	0	0	0.000	0	0	0	0.000	0	0.000	0	0.000	0	0.000	0
(a)	Individuals/Hindu undivided Family	36	143444285	0	0	143444285	59.451	143444235	0	143444285	59.451	0	59.451	0	0.000	510500	0.387	6130445
	AKASH AGARWAL	0	450	0	0	450	0.000	450	0	450	0.000	0	0.000	0	0.000	0	0.000	0
	ALKA AGARWAL	0	4995000	0	0	4995000	2.070	4995000	0	4995000	2.070	0	2.070	0	0.000	0	0.000	0
	ANITA AGARWAL	0	2405000	0	0	2405000	0.997	2405000	0	2405000	0.997	0	0.997	0	0.000	0	0.000	0
	ANJU PANSARI	0	4965000	0	0	4965000	2.058	4965000	0	4965000	2.058	0	2.058	0	0.000	0	0.000	0
	ANUPAM AGARWAL	0	10400	0	0	10400	0.004	10400	0	10400	0.004	0	0.004	0	0.000	0	0.000	10400
	ASHU GOEL	0	2822685	0	0	2822685	1.170	2822685	0	2822685	1.170	0	1.170	0	0.000	0	0.000	275
	ASHUTOSH AGARWAL	0	2612998	0	0	2612998	1.083	2612998	0	2612998	1.083	0	1.083	0	0.000	0	0.000	178591
	BRIJ MOHAN JOSHI	0	2500	0	0	2500	0.001	2500	0	2500	0.001	0	0.001	0	0.000	0	0.000	2500
	CHANDNI AGRAWAL	0	4911694	0	0	4911694	2.036	4911694	0	4911694	2.036	0	2.036	0	0.000	0	0.000	0
	CHANDRA PRAKASH AGARWAL	0	48901465	0	0	48901465	20.267	48901465	0	48901465	20.267	0	20.267	0	0.000	300000	0.613	300000
	DINESH KUMAR AGARWAL	0	11537696	0	0	11537696	4.782	11537696	0	11537696	4.782	0	4.782	0	0.000	210000	1.820	2307251
	KARUNA JINDAL	0	5046	0	0	5046	0.002	5046	0	5046	0.002	0	0.002	0	0.000	0	0.000	5000
	KUSUM DEVI JALAN	0	19661	0	0	19661	0.008	19661	0	19661	0.008	0	0.008	0	0.000	0	0.000	19661
	MADHU AGARWAL	0	3269917	0	0	3269917	1.355	3269917	0	3269917	1.355	0	1.355	0	0.000	0	0.000	0
	MANJU AGARWAL	0	2475000	0	0	2475000	1.026	2475000	0	2475000	1.026	0	1.026	0	0.000	0	0.000	0
	NARAIN PRASAD AJITSARIA	0	2500	0	0	2500	0.001	2500	0	2500	0.001	0	0.001	0	0.000	0	0.000	2500
	NARESH CHANDRA AGARWAL	0	2504000	0	0	2504000	1.038	2504000	0	2504000	1.038	0	1.038	0	0.000	0	0.000	9000
	NIDHI JALAN	0	24500	0	0	24500	0.010	24500	0	24500	0.010	0	0.010	0	0.000	0	0.000	24500
	NITIN KANDOI	0	451571	0	0	451571	0.187	451571	0	451571	0.187	0	0.187	0	0.000	500	0.111	10500
	OM PRAKASH JALAN	0	99350	0	0	99350	0.041	99350	0	99350	0.041	0	0.041	0	0.000	0	0.000	48279
	PREM PRAKASH AGARWAL	0	2422972	0	0	2422972	1.004	2422972	0	2422972	1.004	0	1.004	0	0.000	0	0.000	15995
	PREM PRAKASH AGRAWAL HUF	0	5575467	0	0	5575467	2.311	5575467	0	5575467	2.311	0	2.311	0	0.000	0	0.000	32500
	PRIYA AGARWAL	0	100000	0	0	100000	0.041	100000	0	100000	0.041	0	0.041	0	0.000	0	0.000	100000
	PRIYANKA DAS	0	4898	0	0	4898	0.002	4898	0	4898	0.002	0	0.002	0	0.000	0	0.000	4898
	PRIYANKA GUPTA	0	4985000	0	0	4985000	2.066	4985000	0	4985000	2.066	0	2.066	0	0.000	0	0.000	0
	SANTOSH KUMAR AGARWAL	0	4654678	0	0	4654678	1.929	4654678	0	4654678	1.929	0	1.929	0	0.000	0	0.000	2605247
	SANTOSH KUMAR AGRAWAL HUF	0	5650943	0	0	5650943	2.342	5650943	0	5650943	2.342	0	2.342	0	0.000	0	0.000	110000
	SHARDA DEVI JALAN	0	2500	0	0	2500	0.001	2500	0	2500	0.001	0	0.001	0	0.000	0	0.000	2500
	SHRUTI KANDOI	0	17056	0	0	17056	0.007	17056	0	17056	0.007	0	0.007	0	0.000	0	0.000	17056
	SHYAMA AGRAWAL	0	5160670	0	0	5160670	2.139	5160670	0	5160670	2.139	0	2.139	0	0.000	0	0.000	190000
	SMRITI AGARWAL	0	759775	0	0	759775	0.315	759775	0	759775	0.315	0	0.315	0	0.000	0	0.000	10000
	SUBODH KUMAR JALAN	0	10000	0	0	10000	0.004	10000	0	10000	0.004	0	0.004	0	0.000	0	0.000	10000
	SUMESH KUMAR AGARWAL	0	100000	0	0	100000	0.041	100000	0	100000	0.041	0	0.041	0	0.000	0	0.000	100000
	UMA AGARWAL	0	10595615	0	0	10595615	4.391	10595615	0	10595615	4.391	0	4.391	0	0.000	0	0.000	13792
	CHANDRA PRAKASH AGRAWAL HUF	0	4953863	0	0	4953863	2.053	4953863	0	4953863	2.053	0	2.053	0	0.000	0	0.000	0
	MAYANK AGARWAL	0	6434415	0	0	6434415	2.667	6434415	0	6434415	2.667	0	2.667	0	0.000	0	0.000	0
(b)	Central Government/State Government(s)	0	0	0	0	0	0.000	0	0	0	0.000	0	0.000	0	0.000	0	0.000	0
(c)	Financial Institutions/Banks	0	0	0	0	0	0.000	0	0	0	0.000	0	0.000	0	0.000	0	0.000	0
(d)	Any Other	0	0	0	0	0	0.000	0	0	0	0.000	0	0.000	0	0.000	0	0.000	0
	Bodies Corporate	0	0	0	0	0	0.000	0	0	0	0.000	0	0.000	0	0.000	0	0.000	0
	Trusts	0	0	0	0	0	0.000	0	0	0	0.000	0	0.000	0	0.000	0	0.000	0
	Clearing Members	0	0	0	0	0	0.000	0	0	0	0.000	0	0.000	0	0.000	0	0.000	0
	Sub-Total (A)(1)	36	143444285	0	0	143444285	59.451	143444285	0	143444285	59.451	0	59.451	0	0.000	510500	0.356	6130445
(2)	Foreign	0	0	0	0	0	0.000	0	0	0	0.000	0	0.000	0	0.000	0	0.000	0
(a)	Individuals (Non-Resident Individuals/Foreign Individuals)	0	0	0	0	0	0.000	0	0	0	0.000	0	0.000	0	0.000	0	0.000	0
(b)	Government	0	0	0	0	0	0.000	0	0	0	0.000	0	0.000	0	0.000	0	0.000	0
(c)	Institutions	0	0	0	0	0	0.000	0	0	0	0.000	0	0.000	0	0.000	0	0.000	0
(d)	Foreign Portfolio Investor	0	0	0	0	0	0.000	0	0	0	0.000	0	0.000	0	0.000	0	0.000	0
(e)	Any Other	0	0	0	0	0	0.000	0	0	0	0.000	0	0.000	0	0.000	0	0.000	0
	OCBs	0	0	0	0	0	0.000	0	0	0	0.000	0	0.000	0	0.000	0	0.000	0
	Sub-Total (A)(2)	0	0	0	0	0	0.000	0	0	0	0.000	0	0.000	0	0.000	0	0.000	0
	Total Shareholding of Promoter and Promoter Group (A)=(A)(1)+(A)(2)	36	143444285	0	0	143444285	59.451	143444285	0	143444285	59.451	0	59.451	0	0.000	510500	0.356	6130445



Table III - Statement showing shareholding pattern of the Public shareholder

Statement showing shareholding pattern of the Public Shareholder																	
Category & Name of shareholders (I)	Nos. of shareholders (II)	No. of fully paid-up equity shares held (III)	No. of partly paid-up equity shares held (IV)	Nos. of shares underlying Depository Receipt (V)	Total nos. shares held (VI) = (III)+(IV)+(V)	Shareholding % calculated as per SCRR, 1957 As a % of (A+B+C2) (VII)	Number of Voting Rights held in each class of securities (VIII)			No. of Shares Underlying Outstanding convertible securities (including Warrants) (IX)	Shareholding as a % assuming full conversion of convertible securities (as a percentage of diluted share capital) (X) = (VI)+(IX) as a % of (A+B+C)	Number of Locked in shares (XI)		Number of Shares pledged or otherwise encumbered (XII)		Number of equity shares held in dematerialized form (XIII)	
							No. of Voting Rights					Total as a % of Total Voting rights	No. (a)	As a % of total Shares held (b)	No. (a)		As a % of total Shares held (b)
							Class x	Class y	Total								
(1) Institutions	0	0	0	0	0	0.000	0	0	0	0.000	0	0.000	0	0.000	0	0.000	0
(a) Mutual Funds	0	0	0	0	0	0.000	0	0	0	0.000	0	0.000	0	0.000	0	0.000	0
(b) Venture Capital Funds	0	0	0	0	0	0.000	0	0	0	0.000	0	0.000	0	0.000	0	0.000	0
(c) Alternate Investment Funds	0	0	0	0	0	0.000	0	0	0	0.000	0	0.000	0	0.000	0	0.000	0
(d) Foreign Venture Capital Investors	0	0	0	0	0	0.000	0	0	0	0.000	0	0.000	0	0.000	0	0.000	0
(e) Foreign Portfolio Investors	0	0	0	0	0	0.000	0	0	0	0.000	0	0.000	0	0.000	0	0.000	0
(f) Financial Institutions/Banks	1	105044	0	0	105044	0.044	105044	0	105044	0.044	0	0.044	0	0.000	0	0.000	14316
(g) Insurance Companies	0	0	0	0	0	0.000	0	0	0	0.000	0	0.000	0	0.000	0	0.000	0
(h) Provident Funds/Pension Funds	0	0	0	0	0	0.000	0	0	0	0.000	0	0.000	0	0.000	0	0.000	0
(i) Any Other	0	0	0	0	0	0.000	0	0	0	0.000	0	0.000	0	0.000	0	0.000	0
Foreign Institutional Investors	0	0	0	0	0	0.000	0	0	0	0.000	0	0.000	0	0.000	0	0.000	0
QFI - Corporate	0	0	0	0	0	0.000	0	0	0	0.000	0	0.000	0	0.000	0	0.000	0
Sub-Total (B)(1)	1	105044	0	0	105044	0.044	105044	0	105044	0.044	0	0.044	0	0.000	0	0.000	14316
(2) Central Government/State Government(s)/President of India	2	5942	0	0	5942	0.002	5942	0	5942	0.002	0	0.002	0	0.000	0	0.000	0
Sub-Total (B)(2)	2	5942	0	0	5942	0.002	5942	0	5942	0.002	0	0.002	0	0.000	0	0.000	0
(3) Non-Institutions	0	0	0	0	0	0.000	0	0	0	0.000	0	0.000	0	0.000	0	0.000	0
(a) Individuals	0	0	0	0	0	0.000	0	0	0	0.000	0	0.000	0	0.000	0	0.000	0
i) Individual shareholders holding nominal share capital up to Rs.2 Lakhs.	9917	6739413	0	0	6739413	2.793	6739413	0	6739413	2.793	0	2.793	0	0.000	0	0.000	4109941
ii) Individual shareholders holding nominal share capital in excess of Rs.2 Lakhs.	87	44574008	0	0	44574008	18.474	44574008	0	44574008	18.474	0	18.474	0	0.000	0	0.000	3570002
ASHWIN GUPTA	0	7862825	0	0	7862825	3.259	7862825	0	7862825	3.259	0	3.259	0	0.000	0	0.000	2297
KAMAL KUMAR JAIN	0	2500000	0	0	2500000	1.036	2500000	0	2500000	1.036	0	1.036	0	0.000	0	0.000	0
MAHESHKUMAR GUPTA	0	4960000	0	0	4960000	2.056	4960000	0	4960000	2.056	0	2.056	0	0.000	0	0.000	0
SHEETAL JALAN	0	2497500	0	0	2497500	1.035	2497500	0	2497500	1.035	0	1.035	0	0.000	0	0.000	0
SHWETA GUPTA	0	9335051	0	0	9335051	3.869	9335051	0	9335051	3.869	0	3.869	0	0.000	0	0.000	35351
SUMITRA JAIN	0	5018416	0	0	5018416	2.080	5018416	0	5018416	2.080	0	2.080	0	0.000	0	0.000	38416
SUSHIL KUMAR JALAN	0	2497500	0	0	2497500	1.035	2497500	0	2497500	1.035	0	1.035	0	0.000	0	0.000	0
SUSHILA JAIN	0	2500000	0	0	2500000	1.036	2500000	0	2500000	1.036	0	1.036	0	0.000	0	0.000	0
(b) NBFCs registered with RBI	0	0	0	0	0	0.000	0	0	0	0.000	0	0.000	0	0.000	0	0.000	0
(c) Employee Trusts	0	0	0	0	0	0.000	0	0	0	0.000	0	0.000	0	0.000	0	0.000	0
(d) Overseas Depositors (holding DRs)(balancing figure)	0	0	0	0	0	0.000	0	0	0	0.000	0	0.000	0	0.000	0	0.000	0
(e) Any Other	0	0	0	0	0	0.000	0	0	0	0.000	0	0.000	0	0.000	0	0.000	0
Bodies Corporate	111	45969702	0	0	45969702	19.052	45969702	0	45969702	19.052	0	19.052	0	0.000	0	0.000	1678812
NIHON IMPEX PRIVATE LIMITED	0	7028289	0	0	7028289	2.913	7028289	0	7028289	2.913	0	2.913	0	0.000	0	0.000	137108
UTKARSH DEALER PRIVATE LIMITED	0	6245636	0	0	6245636	2.589	6245636	0	6245636	2.589	0	2.589	0	0.000	0	0.000	0
WALLSTREET DISTRIBUTOR PRIVATE LIMITED	0	17882697	0	0	17882697	7.412	17882697	0	17882697	7.412	0	7.412	0	0.000	0	0.000	0
WARNER DEALCOM PRIVATE LIMITED	0	12619582	0	0	12619582	5.230	12619582	0	12619582	5.230	0	5.230	0	0.000	0	0.000	0
QFI - Individual	0	0	0	0	0	0.000	0	0	0	0.000	0	0.000	0	0.000	0	0.000	0
NRI - Repatriable	99	187916	0	0	187916	0.078	187916	0	187916	0.078	0	0.078	0	0.000	0	0.000	128597
NRI - Non-Repatriable	40	45947	0	0	45947	0.019	45947	0	45947	0.019	0	0.019	0	0.000	0	0.000	37380
OCBs	0	0	0	0	0	0.000	0	0	0	0.000	0	0.000	0	0.000	0	0.000	0
Trusts	0	0	0	0	0	0.000	0	0	0	0.000	0	0.000	0	0.000	0	0.000	0
Cleaning Members	44	208688	0	0	208688	0.086	208688	0	208688	0.086	0	0.086	0	0.000	0	0.000	155904
IEPF Authority	0	0	0	0	0	0.000	0	0	0	0.000	0	0.000	0	0.000	0	0.000	0
Sub-Total (B)(3)	10298	97725674	0	0	97725674	40.503	97725674	0	97725674	40.503	0	40.503	0	0.000	0	0.000	9680636
Total Public Shareholding (B)=(B)(1)+(B)(2)+(B)(3)	10301	97836660	0	0	97836660	40.549	97836660	0	97836660	40.549	0	40.549	0	0.000	0	0.000	9694952



Table IV - Statement showing shareholding pattern of the Non Promoter - Non Public shareholder

Table IV - Statement showing shareholding pattern of the Non Promoter - Non Public Shareholder																		
	Category & Name of shareholders (I)	Nos. of shareholders (II)	No. of fully paid-up equity shares held (III)	No. of partly paid-up equity shares held (IV)	Nos. of shares underlying Depository Receipt (V)	Total nos. shares held (VI) = (III)+(IV)+(V)	Shareholding % calculated as per SCRR, 1957 As a % of (A+B+C2) (VII)	Number of Voting Rights held in each class of securities (VIII)				No. of Shares Underlying Outstanding convertible securities (including Warrants) (IX)	Shareholding as a % assuming full conversion of convertible securities (as a percentage of diluted share capital) (X)= (VI)+(IX) as a % of (A+B+C)	Number of Locked in shares (XI)		Number of Shares pledged or otherwise encumbered (XII)		Number of equity shares held in dematerialized form (XIII)
								No. of Voting Rights			Total as a % of Total Voting rights			No. (a)	As a % of total Shares held (b)	No. (a)	As a % of total Shares held (b)	
								Class x	Class y	Total								
(1)	Custodian DR Holder																	
(2)	Employee Benefit Trust (under SEBI (share based Employee Benefit) Regulations, 2014																	
	Total Non-Promoter - Non-Public Shareholding (C)=(C)(1)+(C)+(2)																	



Table V - Statement showing shareholding details of significant beneficial owner

Details of the significant beneficial owner (I)			Details of the registered owner (II)		Details of holding/ exercise of right of the SBO in the reporting company, whether direct or indirect :(III) Whether by virtue of:					
Sr No.	Name	Nationality	Name	Nationality	Shares %	Voting rights %	Rights on distributable dividend or any other distribution %	Exercise of control	Exercise of significant influence	Date of creation / acquisition of significant beneficial interest (IV)
1	NIL	NIL	NIL	NIL	NIL	NIL	NIL	NIL	NIL	NIL



Format of holding of specified securities

Annexure - I

- 1 Name of Listed Entity : AAR COMMERCIAL COMPANY LTD.**
- 2 Scrip Code/Name of Scrip/Class of Security :
- 3 POST SCHEME:Share Holding Pattern Filed under: Reg. 31(1) (b) : As On **24/01/2020**
- 4 Declaration:

	Particulars	Yes	No
1	Whether the Listed Entity has issued any partly paid up shares		NO
2	Whether the Listed Entity has issued any Convertible Securities or Warrants?		NO
3	Whether the Listed Entity has any shares against which depository receipt are issued?		NO
4	Whether the Listed Entity has any shares in locked-in?		NO
5	Whether any shares held by promoters are pledge or otherwise encumbered?		NO

- 5 The tabular format for disclosure of holding of specified securities is as follows:-



Table I - Summary Statement holding of specified securities

Category (I)	Category of shareholder (II)	Nos. of shareholder s (III)	No. of fully paid-up equity shares held (IV)	No. of partly paid-up equity shares held (V)	No. of shares underlying Depository Receipt (VI)	Total nos. shares held (VII) = (IV)+(V)+(VI)	Shareholdin g as a % of total no. of shares (calculated as per SCRR, 1957) (VIII) As a % of (A+B+C2)	Number of Voting Rights held in each class of securities (IX)				No. of Shares Underlying convertible securities (including Warrants) (X)	Shareholding as a % assuming full conversion of convertible securities (as a percentage of diluted share capital) (XI)=(VII)+(X) as a % of (A+B+C)	Number of Locked in shares (XII)		Number of Shares pledged or otherwise encumbered (XIII)		Number of equity shares held in dematerialized form (XIV)
								No. of Voting Rights			Total as a % of (A+B+C)			No. (a)	As a % of total Shares held (b)	No. (a)	As a % of total Shares held (b)	
								Class eg: x	Class eg: y	Total								
(A)	Promoter & Promoter Group	0	0	0	0	0	0.000	0	0	0	0.000	0	0.000	0	0.000	0	0.000	0
(B)	Public	0	0	0	0	0	0.000	0	0	0	0.000	0	0.000	0	0.000	0	0.000	0
(C)	Public	0	0	0	0	0	0.000	0	0	0	0.000	0	0.000	0	0.000	0	0.000	0
(C1)	Shares underlying DRs	0	0	0	0	0	0.000	0	0	0	0.000	0	0.000	0	0.000	0	0.000	0
(C2)	Shares held by Employee Trusts	0	0	0	0	0	0.000	0	0	0	0.000	0	0.000	0	0.000	0	0.000	0
	TOTAL	0	0	0	0	0	0.000	0	0	0	0.000	0	0.000	0	0.000	0	0.000	0



Table II - Statement showing shareholding pattern of the Promoter and Promoter Group

Table A - Classification, showing shareholding pattern of the Promoter and Promoter Group																		
	Category & Name of shareholders (I)	Nos. of shareholders (II)	No. of fully paid-up equity shares held (III)	No. of partly paid-up equity shares held (IV)	Nos. of shares underlying Depository Receipt (V)	Total nos. shares held (VI) = (III)+(IV)+(V)	Shareholding % calculated as per SCRR, 1957 As a % of (A+B+C2) (VII)	Number of Voting Rights held in each class of securities (VIII)				No. of Shares Underlying Outstanding convertible securities (Including Warrants) (IX)	Shareholding as a % assuming full conversion of convertible securities (as a percentage of diluted share capital) (X) = (VI)+(IX) as a % of (A+B+C)	Number of Locked in shares (XI)		Number of Shares pledged or otherwise encumbered (XII)		Number of equity shares held in dematerialized form (XIII)
								No. of Voting Rights			Total as a % of Total Voting rights			No. (a)	As a % of total Shares held (b)	No. (a)	As a % of total Shares held (b)	
								Class x	Class y	Total								
(1)	Indian	0	0	0	0	0	0.000	0	0	0	0.000	0	0.000	0	0.000	0	0.000	0
(a)	Individuals/Hindu undivided Family	0	0	0	0	0	0.000	0	0	0	0.000	0	0.000	0	0.000	0	0.000	0
(b)	Central Government/State Government(s)	0	0	0	0	0	0.000	0	0	0	0.000	0	0.000	0	0.000	0	0.000	0
(c)	Financial Institutions/Banks	0	0	0	0	0	0.000	0	0	0	0.000	0	0.000	0	0.000	0	0.000	0
(d)	Any Other	0	0	0	0	0	0.000	0	0	0	0.000	0	0.000	0	0.000	0	0.000	0
	Bodies Corporate	0	0	0	0	0	0.000	0	0	0	0.000	0	0.000	0	0.000	0	0.000	0
	Trusts	0	0	0	0	0	0.000	0	0	0	0.000	0	0.000	0	0.000	0	0.000	0
	Clearing Members	0	0	0	0	0	0.000	0	0	0	0.000	0	0.000	0	0.000	0	0.000	0
	Sub-Total (A)(1)	0	0	0	0	0	0.000	0	0	0	0.000	0	0.000	0	0.000	0	0.000	0
(2)	Foreign	0	0	0	0	0	0.000	0	0	0	0.000	0	0.000	0	0.000	0	0.000	0
(a)	Individuals (Non-Resident Individuals/Foreign Individuals)	0	0	0	0	0	0.000	0	0	0	0.000	0	0.000	0	0.000	0	0.000	0
(b)	Government	0	0	0	0	0	0.000	0	0	0	0.000	0	0.000	0	0.000	0	0.000	0
(c)	Institutions	0	0	0	0	0	0.000	0	0	0	0.000	0	0.000	0	0.000	0	0.000	0
(d)	Foreign Portfolio Investor	0	0	0	0	0	0.000	0	0	0	0.000	0	0.000	0	0.000	0	0.000	0
(e)	Any Other	0	0	0	0	0	0.000	0	0	0	0.000	0	0.000	0	0.000	0	0.000	0
	GCBs	0	0	0	0	0	0.000	0	0	0	0.000	0	0.000	0	0.000	0	0.000	0
	Sub-Total (A)(2)	0	0	0	0	0	0.000	0	0	0	0.000	0	0.000	0	0.000	0	0.000	0
	Total Shareholding of Promoter and Promoter Group (A)=(A)(1)+(A)(2)	0	0	0	0	0	0.000	0	0	0	0.000	0	0.000	0	0.000	0	0.000	0



Table III - Statement showing shareholding pattern of the Public shareholder

Annexure - Statement showing shareholding pattern of the Public Shareholder																		
	Category & Name of shareholders (I)	Nos. of shareholders (II)	No. of fully paid-up equity shares held (III)	No. of partly paid-up equity shares held (IV)	Nos. of shares underlying Depository Receipt (V)	Total nos. shares held (VI) = (III)+(IV)+(V)	Shareholding % calculated as per SCRR, 1957 As a % of (A+B+C2) (VII)	Number of Voting Rights held in each class of securities (VIII)			No. of Shares Underlying Outstanding convertible securities (including Warrants) (IX)	Shareholding as a % assuming full conversion of convertible securities (as a percentage of diluted share capital) (X) = (VI)+(IX) as a % of (A+B+C)	Number of Locked in shares (XI)		Number of Shares pledged or otherwise encumbered (XII)		Number of equity shares held in dematerialised form (XIII)	
								No. of Voting Rights					Total as a % of Total Voting rights	No. (a)	As a % of total Shares held (b)	No. (a)		As a % of total Shares held (b)
								Class x	Class y	Total								
(1)	Institutions	0	0	0	0	0	0.000	0	0	0	0.000	0	0.000	0	0.000	0	0.000	0
(a)	Mutual Funds	0	0	0	0	0	0.000	0	0	0	0.000	0	0.000	0	0.000	0	0.000	0
(b)	Venture Capital Funds	0	0	0	0	0	0.000	0	0	0	0.000	0	0.000	0	0.000	0	0.000	0
(c)	Alternate Investment Funds	0	0	0	0	0	0.000	0	0	0	0.000	0	0.000	0	0.000	0	0.000	0
(d)	Foreign Venture Capital Investors	0	0	0	0	0	0.000	0	0	0	0.000	0	0.000	0	0.000	0	0.000	0
(e)	Foreign Portfolio Investors	0	0	0	0	0	0.000	0	0	0	0.000	0	0.000	0	0.000	0	0.000	0
(f)	Financial Institutions/Banks	0	0	0	0	0	0.000	0	0	0	0.000	0	0.000	0	0.000	0	0.000	0
(g)	Insurance Companies	0	0	0	0	0	0.000	0	0	0	0.000	0	0.000	0	0.000	0	0.000	0
(h)	Provident Funds/Pension Funds	0	0	0	0	0	0.000	0	0	0	0.000	0	0.000	0	0.000	0	0.000	0
(i)	Any Other	0	0	0	0	0	0.000	0	0	0	0.000	0	0.000	0	0.000	0	0.000	0
	Foreign Institutional Investors	0	0	0	0	0	0.000	0	0	0	0.000	0	0.000	0	0.000	0	0.000	0
	QFI - Corporate	0	0	0	0	0	0.000	0	0	0	0.000	0	0.000	0	0.000	0	0.000	0
	Sub-Total (B)(1)	0	0	0	0	0	0.000	0	0	0	0.000	0	0.000	0	0.000	0	0.000	0
(2)	Central Government/State Government(s)/President of India	0	0	0	0	0	0.000	0	0	0	0.000	0	0.000	0	0.000	0	0.000	0
	Sub-Total (B)(2)	0	0	0	0	0	0.000	0	0	0	0.000	0	0.000	0	0.000	0	0.000	0
(3)	Non-Institutions	0	0	0	0	0	0.000	0	0	0	0.000	0	0.000	0	0.000	0	0.000	0
(a)	Individuals	0	0	0	0	0	0.000	0	0	0	0.000	0	0.000	0	0.000	0	0.000	0
	i) Individual shareholders holding nominal share capital up to Rs.2 Lakhs.	0	0	0	0	0	0.000	0	0	0	0.000	0	0.000	0	0.000	0	0.000	0
	ii) Individual shareholders holding nominal share capital in excess of Rs.2 Lakhs.	0	0	0	0	0	0.000	0	0	0	0.000	0	0.000	0	0.000	0	0.000	0
	ALKA AGARWAL	0	0	0	0	0	0.000	0	0	0	0.000	0	0.000	0	0.000	0	0.000	0
	ANITA AGARWAL	0	0	0	0	0	0.000	0	0	0	0.000	0	0.000	0	0.000	0	0.000	0
	ANJU PANSARI	0	0	0	0	0	0.000	0	0	0	0.000	0	0.000	0	0.000	0	0.000	0
	ASHU GOEL	0	0	0	0	0	0.000	0	0	0	0.000	0	0.000	0	0.000	0	0.000	0
	CHANDNI AGRAWAL	0	0	0	0	0	0.000	0	0	0	0.000	0	0.000	0	0.000	0	0.000	0
	KAMAL KUMAR JAIN	0	0	0	0	0	0.000	0	0	0	0.000	0	0.000	0	0.000	0	0.000	0
	MAHESHKUMAR GUPTA	0	0	0	0	0	0.000	0	0	0	0.000	0	0.000	0	0.000	0	0.000	0
	MANJU AGARWAL	0	0	0	0	0	0.000	0	0	0	0.000	0	0.000	0	0.000	0	0.000	0
	NARESH CHANDRA AGARWAL	0	0	0	0	0	0.000	0	0	0	0.000	0	0.000	0	0.000	0	0.000	0
	PRIYANKA GUPTA	0	0	0	0	0	0.000	0	0	0	0.000	0	0.000	0	0.000	0	0.000	0
	SHEETAL JALAN	0	0	0	0	0	0.000	0	0	0	0.000	0	0.000	0	0.000	0	0.000	0
	SUMITRA JAIN	0	0	0	0	0	0.000	0	0	0	0.000	0	0.000	0	0.000	0	0.000	0
	SUSHIL KUMAR JALAN	0	0	0	0	0	0.000	0	0	0	0.000	0	0.000	0	0.000	0	0.000	0
	SUSHILA JAIN	0	0	0	0	0	0.000	0	0	0	0.000	0	0.000	0	0.000	0	0.000	0
(b)	NSFCs registered with RBI	0	0	0	0	0	0.000	0	0	0	0.000	0	0.000	0	0.000	0	0.000	0
(c)	Employee Trusts	0	0	0	0	0	0.000	0	0	0	0.000	0	0.000	0	0.000	0	0.000	0
(d)	Overseas Depositors (holding DRs)(balancing figure)	0	0	0	0	0	0.000	0	0	0	0.000	0	0.000	0	0.000	0	0.000	0
(e)	Any Other	0	0	0	0	0	0.000	0	0	0	0.000	0	0.000	0	0.000	0	0.000	0
	Bodies Corporate	0	0	0	0	0	0.000	0	0	0	0.000	0	0.000	0	0.000	0	0.000	0
	QFI - Individual	0	0	0	0	0	0.000	0	0	0	0.000	0	0.000	0	0.000	0	0.000	0
	NRI - Repatriable	0	0	0	0	0	0.000	0	0	0	0.000	0	0.000	0	0.000	0	0.000	0
	NRI - Non-Repatriable	0	0	0	0	0	0.000	0	0	0	0.000	0	0.000	0	0.000	0	0.000	0
	OCBs	0	0	0	0	0	0.000	0	0	0	0.000	0	0.000	0	0.000	0	0.000	0
	Trusts	0	0	0	0	0	0.000	0	0	0	0.000	0	0.000	0	0.000	0	0.000	0
	Clearing Members	0	0	0	0	0	0.000	0	0	0	0.000	0	0.000	0	0.000	0	0.000	0
	IEPF Authority	0	0	0	0	0	0.000	0	0	0	0.000	0	0.000	0	0.000	0	0.000	0
	Sub-Total (B)(3)	0	0	0	0	0	0.000	0	0	0	0.000	0	0.000	0	0.000	0	0.000	0
	Total Public Shareholding (B)=(B)(1)+(B)(2)+(B)(3)	0	0	0	0	0	0.000	0	0	0	0.000	0	0.000	0	0.000	0	0.000	0



Table IV - Statement showing shareholding pattern of the Non Promoter - Non Public shareholder

Table IV - Statement showing shareholding pattern of the Non Promoter - Non Public shareholder																		
	Category & Name of shareholders (I)	Nos. of shareholders (II)	No. of fully paid-up equity shares held (III)	No. of partly paid-up equity shares held (IV)	Nos. of shares underlying Depository Receipt (V)	Total nos shares held (VI) = (III)+(IV)+(V)	Shareholding % calculated as per SCRR, 1957 As a % of (A+B+C2) (VII)	Number of Voting Rights held in each class of securities (VIII)			No. of Shares Underlying Outstanding convertible securities (Including Warrants) (IX)	Shareholding as a % assuming full conversion of convertible securities (as a percentage of diluted share capital) (X) = (VI)+(IX) as a % of (A+B+C)	Number of Locked in shares (XI)		Number of Shares pledged or otherwise encumbered (XII)		Number of equity shares held in dematerialized form (XIII)	
								No. of Voting Rights					Total as a % of Total Voting rights	No. (a)	As a % of total Shares held (b)	No. (a)		As a % of total Shares held (b)
								Class x	Class y	Total								
(1)	Custodian DR Holder																	
(2)	Employee Benefit Trust (under SEBI (share based Employee Benefit) Regulations, 2014																	
	Total Non-Promoter - Non-Public Shareholding (C)=(C1)+(C2)																	



Table V - Statement showing shareholding details of significant beneficial owner

Sr No.	Details of the significant beneficial owner (I)		Details of the registered owner (II)		Details of holding/ exercise of right of the SBO in the reporting company, whether direct or indirect :(III) Whether by virtue of:					Date of creation / acquisition of significant beneficial interest (IV)
	Name	Nationality	Name	Nationality	Shares %	Voting rights %	Rights on distributable dividend or any other distribution %	Exercise of control	Exercise of significant influence	



Format of holding of specified securities

Annexure - I

1 Name of Listed Entity : HIPOLINE COMMERCE PRIVATE LIMITED

2 Scrip Code/Name of Scrip/Class of Security :

3 Share Holding Pattern Filed under: Reg. 31(1) (b) : As On **24/01/2020**

4 Declaration:

	Particulars	Yes	No
1	Whether the Listed Entity has issued any partly paid up shares		NO
2	Whether the Listed Entity has issued any Convertible Securities or Warrants?		NO
3	Whether the Listed Entity has any shares against which depository receipt are issued?		NO
4	Whether the Listed Entity has any shares in locked-in?		NO
5	Whether any shares held by promoters are pledge or otherwise encumbered?		NO

5 The tabular format for disclosure of holding of specified securities is as follows:-



Table I - Summary Statement holding of specified securities

Table I - Summary Statement holding of specified securities																		
Category (I)	Category of shareholder (II)	Nos. of sharehold ers (III)	No. of fully paid-up equity shares held (IV)	No. of partly paid-up equity shares held (V)	No. of shares underlying Depository Receipt (VI)	Total nos. shares held (VII) = (IV)+(V)+(VI)	Shareholding as a % of total no. of shares (calculated as per SCRR, 1957) (VIII) As a % of (A+B+C2)	Number of Voting Rights held in each class of securities (IX)				No. of Shares Underlying convertible securities (including Warrants) (X)	Shareholding as a % assuming full conversion of convertible securities (as a percentage of diluted share capital) (XI)=(VII)+(X) as a % of (A+B+C)	Number of Locked in shares (XII)		Number of Shares pledged or otherwise encumbered (XIII)		Number of equity shares held in dematerialized form (XIV)
								No. of Voting Rights			Total as a % of (A+B+C)			No. (a)	As a % of total Shares held (b)	No. (a)	As a % of total Shares held (b)	
								Class eg: x	Class eg: y	Total								
(A)	Promoter & Promoter Group	0	0	0	0	0	0.000	0	0	0	0.000	0	0.000	0	0.000	0	0.000	0
(B)	Public	0	0	0	0	0	0.000	0	0	0	0.000	0	0.000	0	0.000	0	0.000	0
(C)	Non Promoter - Non Public																	
(C1)	Shares underlying DRs																	
(C2)	Shares held by Employee Trusts																	
	TOTAL	0	0	0	0	0	0.000	0	0	0	0.000	0	0.000	0	0.000	0	0.000	0



Table II - Statement showing shareholding pattern of the Promoter and Promoter Group

	Category & Name of shareholders (I)	Nos. of shareholders (II)	No. of fully paid-up equity shares held (III)	No. of partly paid-up equity shares held (IV)	Nos. of shares underlying Depository Receipt (V)	Total nos. shares held (VI) = (III)+(IV)+(V)	Shareholding % calculated as per SCRR, 1957 As a % of (A+B+C2) (VII)	Number of Voting Rights held in each class of securities (VIII)			No. of Shares Underlying Outstanding convertible securities (Including Warrants) (IX)	Shareholding as a % assuming full conversion of convertible securities (as a percentage of diluted share capital) (X) = (VI)+(IX) as a % of (A+B+C)	Number of Locked In shares (XI)		Number of Shares pledged or otherwise encumbered (XII)		Number of equity shares held in dematerialized form (XIII)	
								No. of Voting Rights					Total as a % of Total Voting rights	No. (a)	As a % of total Shares held (b)	No. (a)		As a % of total Shares held (b)
								Class x	Class y	Total								
(1)	Indian	0	0	0	0	0	0.000	0	0	0	0.000	0	0.000	0	0.000	0	0.000	0
	Individuals/Hindu undivided Family	0	0	0	0	0	0.000	0	0	0	0.000	0	0.000	0	0.000	0	0.000	0
(a)	DINESH R. AGARWAL	0	0	0	0	0	0.000	0	0	0	0.000	0	0.000	0	0.000	0	0.000	0
	AKASH DINESH AGARWAL	0	0	0	0	0	0.000	0	0	0	0.000	0	0.000	0	0.000	0	0.000	0
	Central Government/State Government(s)	0	0	0	0	0	0.000	0	0	0	0.000	0	0.000	0	0.000	0	0.000	0
(c)	Financial Institutions/Banks	0	0	0	0	0	0.000	0	0	0	0.000	0	0.000	0	0.000	0	0.000	0
(d)	Any Other	0	0	0	0	0	0.000	0	0	0	0.000	0	0.000	0	0.000	0	0.000	0
	Bodies Corporate	0	0	0	0	0	0.000	0	0	0	0.000	0	0.000	0	0.000	0	0.000	0
	Trusts	0	0	0	0	0	0.000	0	0	0	0.000	0	0.000	0	0.000	0	0.000	0
	Clearing Members	0	0	0	0	0	0.000	0	0	0	0.000	0	0.000	0	0.000	0	0.000	0
	Sub-Total (A)(1)	0	0	0	0	0	0.000	0	0	0	0.000	0	0.000	0	0.000	0	0.000	0
(2)	Foreign	0	0	0	0	0	0.000	0	0	0	0.000	0	0.000	0	0.000	0	0.000	0
	Individuals (Non-Resident Individuals/Foreign Individuals)	0	0	0	0	0	0.000	0	0	0	0.000	0	0.000	0	0.000	0	0.000	0
(b)	Government	0	0	0	0	0	0.000	0	0	0	0.000	0	0.000	0	0.000	0	0.000	0
(c)	Institutions	0	0	0	0	0	0.000	0	0	0	0.000	0	0.000	0	0.000	0	0.000	0
(d)	Foreign Portfolio Investor	0	0	0	0	0	0.000	0	0	0	0.000	0	0.000	0	0.000	0	0.000	0
(e)	Any Other	0	0	0	0	0	0.000	0	0	0	0.000	0	0.000	0	0.000	0	0.000	0
	OCBs	0	0	0	0	0	0.000	0	0	0	0.000	0	0.000	0	0.000	0	0.000	0
	Sub-Total (A)(2)	0	0	0	0	0	0.000	0	0	0	0.000	0	0.000	0	0.000	0	0.000	0
	Total Shareholding of Promoter and Promoter Group (A)=(A)(1)+(A)(2)	0	0	0	0	0	0.000	0	0	0	0.000	0	0.000	0	0.000	0	0.000	0



Table III - Statement showing shareholding pattern of the Public shareholder

Shareholding pattern of the Public Shareholders																		
	Category & Name of shareholders (I)	Nos. of shareholders (II)	No. of fully paid-up equity shares held (III)	No. of partly paid-up equity shares held (IV)	Nos. of shares underlying Depository Receipt (V)	Total nos. shares held (VI) = (III)+(IV)+(V)	Shareholding % calculated as per SCRR, 1957 As a % of (A+B+C2) (VII)	Number of Voting Rights held in each class of securities (VIII)				No. of Shares Underlying Outstanding convertible securities (including Warrants) (IX)	Shareholding as a % assuming full conversion of convertible securities (as a percentage of diluted share capital) (X)= (VI)+(IX) as a % of (A+B+C)	Number of Locked in shares (XI)		Number of Shares pledged or otherwise encumbered (XII)		Number of equity shares held in dematerialized form (XIII)
								No. of Voting Rights			Total as a % of Total Voting rights			No. (a)	As a % of total Shares held (b)	No. (a)	As a % of total Shares held (b)	
								Class x	Class y	Total								
(1)	Institutions	0	0	0	0	0	0.000	0	0	0	0.000	0	0.000	0	0.000	0	0.000	0
(a)	Mutual Funds	0	0	0	0	0	0.000	0	0	0	0.000	0	0.000	0	0.000	0	0.000	0
(b)	Venture Capital Funds	0	0	0	0	0	0.000	0	0	0	0.000	0	0.000	0	0.000	0	0.000	0
(c)	Funds	0	0	0	0	0	0.000	0	0	0	0.000	0	0.000	0	0.000	0	0.000	0
(d)	Foreign Venture Capital Investors	0	0	0	0	0	0.000	0	0	0	0.000	0	0.000	0	0.000	0	0.000	0
(e)	Investors	0	0	0	0	0	0.000	0	0	0	0.000	0	0.000	0	0.000	0	0.000	0
(f)	Institutions/Banks	0	0	0	0	0	0	0	0	0	0	0	0	0	0	0	0	0
(g)	Insurance Companies	0	0	0	0	0	0.000	0	0	0	0.000	0	0.000	0	0.000	0	0.000	0
(h)	Provident Funds/Pension Funds	0	0	0	0	0	0.000	0	0	0	0.000	0	0.000	0	0.000	0	0.000	0
(i)	Any Other	0	0	0	0	0	0.000	0	0	0	0.000	0	0.000	0	0.000	0	0.000	0
	Foreign Institutional Investors	0	0	0	0	0	0.000	0	0	0	0.000	0	0.000	0	0.000	0	0.000	0
	QFI - Corporate	0	0	0	0	0	0.000	0	0	0	0.000	0	0.000	0	0.000	0	0.000	0
	Sub-Total (B)(1)	0	0	0	0	0	0	0	0	0	0	0	0	0	0	0	0	0
(2)	Government/State Government(s)/President of India	0	0	0	0	0	0.000	0	0	0	0.000	0	0.000	0	0.000	0	0.000	0
	Sub-Total (B)(2)	0	0	0	0	0	0.000	0	0	0	0.000	0	0.000	0	0.000	0	0.000	0
(3)	Non-Institutions	0	0	0	0	0	0.000	0	0	0	0.000	0	0.000	0	0.000	0	0.000	0
(a)	Individuals	0	0	0	0	0	0.000	0	0	0	0.000	0	0.000	0	0.000	0	0.000	0
	shareholders holding nominal share capital up to Rs.2 Lakhs.	0	0	0	0	0	0.000	0	0	0	0.000	0	0.000	0	0.000	0	0.000	0
	ii) Individual shareholders holding nominal share capital in excess of Rs.2 Lakhs.	0	0	0	0	0	0.000	0	0	0	0.000	0	0.000	0	0.000	0	0.000	0
(b)	RBI	0	0	0	0	0	0.000	0	0	0	0.000	0	0.000	0	0.000	0	0.000	0
(c)	Employee Trusts	0	0	0	0	0	0.000	0	0	0	0.000	0	0.000	0	0.000	0	0.000	0
(d)	Overseas Depositors (holding DRs)(balancing figure)	0	0	0	0	0	0.000	0	0	0	0.000	0	0.000	0	0.000	0	0.000	0
(e)	Any Other	0	0	0	0	0	0.000	0	0	0	0.000	0	0.000	0	0.000	0	0.000	0
	Bodies Corporate	0	0	0	0	0	0.000	0	0	0	0.000	0	0.000	0	0.000	0	0.000	0
	NIHON IMPEX PRIVATE LIMITED	0	0	0	0	0	0.000	0	0	0	0.000	0	0.000	0	0.000	0	0.000	0
	QFI - Individual	0	0	0	0	0	0.000	0	0	0	0.000	0	0.000	0	0.000	0	0.000	0
	NRI - Repatriable	0	0	0	0	0	0.000	0	0	0	0.000	0	0.000	0	0.000	0	0.000	0
	NRI - Non-Repatriable	0	0	0	0	0	0.000	0	0	0	0.000	0	0.000	0	0.000	0	0.000	0
	OCCBs	0	0	0	0	0	0.000	0	0	0	0.000	0	0.000	0	0.000	0	0.000	0
	Trusts	0	0	0	0	0	0.000	0	0	0	0.000	0	0.000	0	0.000	0	0.000	0
	Clearing Members	0	0	0	0	0	0.000	0	0	0	0.000	0	0.000	0	0.000	0	0.000	0
	IEPF Authority	0	0	0	0	0	0.000	0	0	0	0.000	0	0.000	0	0.000	0	0.000	0
	Sub-Total (B)(3)	0	0	0	0	0	0.000	0	0	0	0.000	0	0.000	0	0.000	0	0.000	0
	Total Public Shareholding (B)=(B)(1)+(B)(2)+(B)(3)	0	0	0	0	0	0.000	0	0	0	0.000	0	0.000	0	0.000	0	0.000	0



Table IV - Statement showing shareholding pattern of the Non Promoter - Non Public shareholder

Table IV - Statement showing shareholding pattern of the Non Promoter - Non Public Shareholder																		
	Category & Name of shareholders (I)	Nos. of shareholders (II)	No. of fully paid-up equity shares held (III)	No. of partly paid-up equity shares held (IV)	Nos. of shares underlying Depository Receipt (V)	Total nos. shares held (VI) = (III)+(IV)+(V)	Shareholding % calculated as per SCRR, 1957 As a % of (A+B+C2) (VII)	Number of Voting Rights held in each class of securities (VIII)				No. of Shares Underlying Outstanding convertible securities (Including Warrants) (IX)	Shareholding as a % assuming full conversion of convertible securities (as a percentage of diluted share capital) (X)= (VI)+(IX) as a % of (A+B+C)	Number of Locked in shares (XI)		Number of Shares pledged or otherwise encumbered (XII)		Number of equity shares held in dematerialized form (XIII)
								No. of Voting Rights			Total as a % of Total Voting rights			No. (a)	As a % of total Shares held (b)	No. (a)	As a % of total Shares held (b)	
								Class x	Class y	Total								
(1)	Custodian DR Holder																	
(2)	Employee Benefit Trust (under SEBI (share based Employee Benefit) Regulations, 2014																	
	Total Non-Promoter - Non-Public Shareholding (C)=(C)(1)+(C)+(2)																	



Table V - Statement showing shareholding details of significant beneficial owner

Details of the significant beneficial owner (I)		Details of the registered owner (II)		Details of holding/ exercise of right of the SBO in the reporting company, whether direct or indirect : (III) Whether by virtue of:						
Sr No.	Name	Nationality	Name	Nationality	Shares %	Voting rights %	Rights on distributable dividend or any other distribution %	Exercise of control	Exercise of significant influence	Date of creation / acquisition of significant beneficial interest (IV)



Format of holding of specified securities

Annexure - I

1 Name of Listed Entity : LEXI EXPORTS PRIVATE LIMITED

2 Scrip Code/Name of Scrip/Class of Security :

3 Share Holding Pattern Filed under: Reg. 31(1) (b) : As On **24/01/2020**

4 Declaration:

	Particulars	Yes	No
1	Whether the Listed Entity has issued any partly paid up shares		NO
2	Whether the Listed Entity has issued any Convertible Securities or Warrants?		NO
3	Whether the Listed Entity has any shares against which depository receipt are issued?		NO
4	Whether the Listed Entity has any shares in locked-in?		NO
5	Whether any shares held by promoters are pledge or otherwise encumbered?		NO

5 The tabular format for disclosure of holding of specified securities is as follows:-



Table I - Summary Statement holding of specified securities

Category (I)	Category of shareholder (II)	Nos. of shareholders (III)	No. of fully paid-up equity shares held (IV)	No. of partly paid-up equity shares held (V)	No. of shares underlying Depository Receipt (VI)	Total nos. shares held (VII) = (IV)+(V)+(VI)	Shareholding as a % of total no. of shares (calculated as per SCRR, 1957) (VIII) As a % of (A+B+C2)	Number of Voting Rights held in each class of securities (IX)			No. of Shares Underlying convertible securities (including Warrants) (X)	Shareholding as a % assuming full conversion of convertible securities (as a percentage of diluted share capital) (XI)=(VII)+(X) as a % of (A+B+C)	Number of Locked in shares (XII)		Number of Shares pledged or otherwise encumbered (XIII)		Number of equity shares held in dematerialized form (XIV)	
								No. of Voting Rights					Total as a % of (A+B+C)	No. (a)	As a % of total Shares held (b)	No. (a)		As a % of total Shares held (b)
(A)	Promoter & Promoter Group	0	0	0	0	0	0.000	0	0	0	0.000	0	0.000	0	0.000	0	0.000	0
(B)	Public	0	0	0	0	0	0.000	0	0	0	0.000	0	0.000	0	0.000	0	0.000	0
(C)	Non Promoter - Non Public																	
(C1)	Shares underlying DRs																	
	Shares held by Employee Trusts																	
(C2)	TOTAL	0	0	0	0	0	0.000	0	0	0	0.000	0	0.000	0	0.000	0	0.000	0



Table II - Statement showing shareholding pattern of the Promoter and Promoter Group

Table - 1: Statement showing shareholding pattern of the Promoter and Promoter Group																		
Category & Name of shareholders (I)	Nos. of shareholders (II)	No. of fully paid-up equity shares held (III)	No. of partly paid-up equity shares held (IV)	Nos. of shares underlying Depository Receipt (V)	Total nos. shares held (VI) = (III)+(IV)+(V)	Shareholding % calculated as per SCRR, 1957 As a % of (A+B+C2) (VII)	Number of Voting Rights held in each class of securities (VIII)				No. of Shares Underlying Outstanding convertible securities (including Warrants) (IX)	Shareholding as a % assuming full conversion of convertible securities (as a percentage of diluted share capital) (X)= (VI)+(IX) as a % of (A+B+C)	Number of Locked in shares (XI)		Number of Shares pledged or otherwise encumbered (XII)		Number of equity shares held in dematerialized form (XIII)	
							No. of Voting Rights			Total as a % of Total Voting rights			No. (a)	As a % of total Shares held (b)	No. (a) -	As a % of total Shares held (b)		
							Class x	Class y	Total									
(1) Indian	0	0	0	0	0	0.000	0	0	0	0.000	0	0.000	0	0.000	0	0.000	0	
Individuals/Hindu undivided Family	0	0	0	0	0	0.000	0	0	0	0.000	0	0.000	0	0.000	0	0.000	0	
ASHWIN GUPTA	0	0	0	0	0	0.000	0	0	0	0.000	0	0.000	0	0.000	0	0.000	0	
SHWETA GUPTA	0	0	0	0	0	0.000	0	0	0	0.000	0	0.000	0	0.000	0	0.000	0	
Central Government/State Government(s)	0	0	0	0	0	0.000	0	0	0	0.000	0	0.000	0	0.000	0	0.000	0	
Financial Institutions/Banks	0	0	0	0	0	0.000	0	0	0	0.000	0	0.000	0	0.000	0	0.000	0	
(d) Any Other	0	0	0	0	0	0.000	0	0	0	0.000	0	0.000	0	0.000	0	0.000	0	
Bodies Corporate	0	0	0	0	0	0.000	0	0	0	0.000	0	0.000	0	0.000	0	0.000	0	
Trusts	0	0	0	0	0	0.000	0	0	0	0.000	0	0.000	0	0.000	0	0.000	0	
Clearing Members	0	0	0	0	0	0.000	0	0	0	0.000	0	0.000	0	0.000	0	0.000	0	
Sub-Total (A)(1)	0	0	0	0	0	0.000	0	0	0	0.000	0	0.000	0	0.000	0	0.000	0	
(2) Foreign	0	0	0	0	0	0.000	0	0	0	0.000	0	0.000	0	0.000	0	0.000	0	
Individuals (Non-Resident Individuals)/Foreign Individuals	0	0	0	0	0	0.000	0	0	0	0.000	0	0.000	0	0.000	0	0.000	0	
(a) Government	0	0	0	0	0	0.000	0	0	0	0.000	0	0.000	0	0.000	0	0.000	0	
(c) Institutions	0	0	0	0	0	0.000	0	0	0	0.000	0	0.000	0	0.000	0	0.000	0	
(d) Foreign Portfolio Investor	0	0	0	0	0	0.000	0	0	0	0.000	0	0.000	0	0.000	0	0.000	0	
(e) Any Other	0	0	0	0	0	0.000	0	0	0	0.000	0	0.000	0	0.000	0	0.000	0	
OCBs	0	0	0	0	0	0.000	0	0	0	0.000	0	0.000	0	0.000	0	0.000	0	
Sub-Total (A)(2)	0	0	0	0	0	0.000	0	0	0	0.000	0	0.000	0	0.000	0	0.000	0	
Total Shareholding of Promoter and Promoter Group (A)=(A)(1)+(A)(2)	0	0	0	0	0	0.000	0	0	0	0.000	0	0.000	0	0.000	0	0.000	0	



Table III - Statement showing shareholding pattern of the Public shareholder

Annexure - Shareholding pattern of the Public Shareholder																		
	Category & Name of shareholders (I)	Nos. of shareholders (II)	No. of fully paid-up equity shares held (III)	No. of partly paid-up equity shares held (IV)	Nos. of shares underlying Depository Receipt (V)	Total nos. shares held (VI) = (III)+(IV)+(V)	Shareholding % calculated as per SCRR, 1957 As a % of (A+B+C2) (VII)	Number of Voting Rights held in each class of securities (VIII)				No. of Shares Underlying Outstanding convertible securities (Including Warrants) (IX)	Shareholding as a % assuming full conversion of convertible securities (as a percentage of diluted share capital) (X)= (VI)+(IX) as a % of (A+B+C)	Number of Locked in shares (XI)		Number of Shares pledged or otherwise encumbered (XII)		Number of equity shares held in dematerialized form (XIII)
								No. of Voting Rights			Total as a % of Total Voting rights			No. (a)	As a % of total Shares held (b)	No. (a)	As a % of total Shares held (b)	
								Class x	Class y	Total								
(1)	Institutions	0	0	0	0	0	0.000	0	0	0	0.000	0	0.000	0	0.000	0	0.000	0
(a)	Mutual Funds	0	0	0	0	0	0.000	0	0	0	0.000	0	0.000	0	0.000	0	0.000	0
(b)	Venture Capital Funds	0	0	0	0	0	0.000	0	0	0	0.000	0	0.000	0	0.000	0	0.000	0
(c)	Alternate Investment Funds	0	0	0	0	0	0.000	0	0	0	0.000	0	0.000	0	0.000	0	0.000	0
(d)	Foreign Venture Capital	0	0	0	0	0	0.000	0	0	0	0.000	0	0.000	0	0.000	0	0.000	0
(e)	Foreign Portfolio Investors	0	0	0	0	0	0.000	0	0	0	0.000	0	0.000	0	0.000	0	0.000	0
(f)	Financial Institutions/Banks	0	0	0	0	0	0	0	0	0	0	0	0	0	0	0	0	0
(g)	Insurance Companies	0	0	0	0	0	0.000	0	0	0	0.000	0	0.000	0	0.000	0	0.000	0
(h)	Provident Funds/Pension	0	0	0	0	0	0.000	0	0	0	0.000	0	0.000	0	0.000	0	0.000	0
(i)	Any Other	0	0	0	0	0	0.000	0	0	0	0.000	0	0.000	0	0.000	0	0.000	0
	Foreign Institutional Investors	0	0	0	0	0	0.000	0	0	0	0.000	0	0.000	0	0.000	0	0.000	0
	QFI - Corporate	0	0	0	0	0	0.000	0	0	0	0.000	0	0.000	0	0.000	0	0.000	0
	Sub-Total (B)(1)	0	0	0	0	0	0	0	0	0	0	0	0	0	0	0	0	0
	Central Government/State Government(s)/President of	0	0	0	0	0	0.000	0	0	0	0.000	0	0.000	0	0.000	0	0.000	0
(2)	Sub-Total (B)(2)	0	0	0	0	0	0.000	0	0	0	0.000	0	0.000	0	0.000	0	0.000	0
(3)	Non-Institutions	0	0	0	0	0	0.000	0	0	0	0.000	0	0.000	0	0.000	0	0.000	0
(a)	Individuals	0	0	0	0	0	0.000	0	0	0	0.000	0	0.000	0	0.000	0	0.000	0
	i) Individual shareholders holding nominal share capital	0	0	0	0	0	0	0	0	0	0	0	0	0	0	0	0	0
	ii) Individual shareholders holding nominal share capital in excess of Rs.2 Lakhs.	0	0	0	0	0	0	0	0	0	0	0	0	0	0	0	0	0
(b)	NBFCs registered with RBI	0	0	0	0	0	0.000	0	0	0	0.000	0	0.000	0	0.000	0	0.000	0
(c)	Employee Trusts	0	0	0	0	0	0.000	0	0	0	0.000	0	0.000	0	0.000	0	0.000	0
(d)	Overseas Depositors (holding DRs)(balancing figure)	0	0	0	0	0	0.000	0	0	0	0.000	0	0.000	0	0.000	0	0.000	0
(e)	Any Other	0	0	0	0	0	0.000	0	0	0	0.000	0	0.000	0	0.000	0	0.000	0
	Bodies Corporate	0	0	0	0	0.000	0	0	0	0.000	0	0.000	0	0.000	0	0.000	0	0
	QFI - Individual	0	0	0	0	0	0.000	0	0	0	0.000	0	0.000	0	0.000	0	0.000	0
	NRI - Repatriable	0	0	0	0	0.000	0	0	0	0.000	0	0.000	0	0.000	0	0.000	0	0
	NRI - Non-Repatriable	0	0	0	0	0	0.000	0	0	0	0.000	0	0.000	0	0.000	0	0.000	0
	OCBs	0	0	0	0	0	0.000	0	0	0	0.000	0	0.000	0	0.000	0	0.000	0
	Trusts	0	0	0	0	0	0.000	0	0	0	0.000	0	0.000	0	0.000	0	0.000	0
	Clearing Memebers	0	0	0	0	0	0.000	0	0	0	0.000	0	0.000	0	0.000	0	0.000	0
	IEPF Authority	0	0	0	0	0	0.000	0	0	0	0.000	0	0.000	0	0.000	0	0.000	0
	Sub-Total (B)(3)	0	0	0	0	0	0.000	0	0	0	0.000	0	0.000	0	0.000	0	0.000	0
		0	0	0	0	0	0.000	0	0	0	0.000	0	0.000	0	0.000	0	0.000	0
	Total Public Shareholding (B)=(B)(1)+(B)(2)+(B)(3)	0	0	0	0	0	0.000	0	0	0	0.000	0	0.000	0	0.000	0	0.000	0



Table IV - Statement showing shareholding pattern of the Non Promoter - Non Public shareholder

Table IV - Statement showing shareholding pattern of the Non Promoter - Non Public shareholder																		
	Category & Name of shareholders (I)	Nos. of shareholders (II)	No. of fully paid-up equity shares held (III)	No. of partly paid up equity shares held (IV)	Nos. of shares underlying Depository Receipt (V)	Total nos. shares held (VI) = (III)+(IV)+(V)	Shareholding % calculated as per SCRR, 1957 As a % of (A+B+C2) (VII)	Number of Voting Rights held in each class of securities (VIII)			No. of Shares Underlying Outstanding convertible securities (Including Warrants) (IX)	Shareholding as a % assuming full conversion of convertible securities (as a percentage of diluted share capital) (X)=	Number of Locked in shares (XI)		Number of Shares pledged or otherwise encumbered (XII)		Number of equity shares held in dematerialized form (XIII)	
								No. of Voting Rights					Total as a % of Total Voting rights	No. (a)	As a % of total Shares held (b)	No. (a)		As a % of total Shares held (b)
								Class x	Class y	Total								
(1)	Custodian,																	
(2)	Employee Benefit Trust (under SFPS)																	
	Total Non-Promoter - Non-Public Shareholders																	



Table V - Statement showing shareholding details of significant beneficial owner

Sr No.	Details of the significant beneficial owner (I)		Details of the registered owner (II)		Details of holding/ exercise of right of the SBO in the reporting company, whether direct or indirect : (III) Whether by virtue of:					Date of creation / acquisition of significant beneficial interest (IV)
	Name	Nationality	Name	Nationality	Shares %	Voting rights %	Rights on distributable dividend or any other distribution %	Exercise of control	Exercise of significant influence	



Format of holding of specified securities

Annexure - I

1 Name of Listed Entity : RICHIE CREDIT & FINANCE PRIVATE LIMITED

2 Scrip Code/Name of Scrip/Class of Security :

3 Share Holding Pattern Filed under: Reg. 31(1) (b) : As On **24/01/2020**

4 Declaration:

	Particulars	Yes	No
1	Whether the Listed Entity has issued any partly paid up shares		NO
2	Whether the Listed Entity has issued any Convertible Securities or Warrants?		NO
3	Whether the Listed Entity has any shares against which depository receipt are issued?		NO
4	Whether the Listed Entity has any shares in locked-in?		NO
5	Whether any shares held by promoters are pledge or otherwise encumbered?		NO

5 The tabular format for disclosure of holding of specified securities is as follows:-



Table I - Summary Statement holding of specified securities

Table 1 - Summary Statement holding of specified securities																		
Category (I)	Category of shareholder (II)	Nos. of shareholders (III)	No. of fully paid-up equity shares held (IV)	No. of partly paid-up equity shares held (V)	No. of shares underlying Depository Receipt (VI)	Total nos. shares held (VII) = (IV)+(V)+(VI)	Shareholding as a % of total no. of shares (calculated as per SCRR, 1957) (VIII) As a % of (A+B+C2)	Number of Voting Rights held in each class of securities (IX)			No. of Shares Underlying convertible securities (including Warrants) (X)	Shareholding as a % assuming full conversion of convertible securities (as a percentage of diluted share capital) (XI)=(VII)+(X) as a % of (A+B+C)	Number of Locked in shares (XII)		Number of Shares pledged or otherwise encumbered (XIII)		Number of equity shares held in dematerialized form (XIV)	
								No. of Voting Rights			Total as a % of (A+B+C)		No. (a)	As a % of total Shares held (b)	No. (a)	As a % of total Shares held (b)		
								Class eg: x	Class eg: y	Total								
(A)	Promoter & Promoter Group	0	0	0	0	0	0.000	0	0	0	0.000	0	0.000	0	0.000	0	0.000	0
(B)	Public	0	0	0	0	0	0.000	0	0	0	0.000	0	0.000	0	0.000	0	0.000	0
(C)	Public																	
(C1)	Shares underlying DRs																	
(C2)	Shares held by Employee Trusts																	
	TOTAL	0	0	0	0	0	0.000	0	0	0	0.000	0	0.000	0	0.000	0	0.000	0



Table II - Statement showing shareholding pattern of the Promoter and Promoter Group

Annexure - Statement showing shareholding pattern of the Promoter and Promoter Group																		
	Category & Name of shareholders (I)	Nos. of shareholders (II)	No. of fully paid-up equity shares held (III)	No. of partly paid-up equity shares held (IV)	Nos. of shares underlying Depository Receipt (V)	Total nos. shares held (VI) = (III)+(IV)+(V)	Shareholding % calculated as per SCRR, 1957 As a % of (A+B+C2) (VII)	Number of Voting Rights held in each class of securities (VIII)			No. of Shares Underlying Outstanding convertible securities (including Warrants) (IX)	Shareholding as a % assuming full conversion of convertible securities (as a percentage of diluted share capital) (X) = (VI)+(IX) as a % of (A+B+C)	Number of Locked in shares (XI)		Number of Shares pledged or otherwise encumbered (XII)		Number of equity shares held in dematerialized form (XIII)	
								No. of Voting Rights					Total as a % of Total Voting rights	No. (a)	As a % of total Shares held (b)	No. (a)		As a % of total Shares held (b)
								Class x	Class y	Total								
(1)	Indian	0	0	0	0	0	0.000	0	0	0	0.000	0	0.000	0	0.000	0	0.000	0
(a)	Individuals/Hindu undivided Family	0	0	0	0	0	0.000	0	0	0	0.000	0	0.000	0	0.000	0	0.000	0
	ASHWIN GUPTA	0	0	0	0	0	0.000	0	0	0	0.000	0	0.000	0	0.000	0	0.000	0
	SHWETA GUPTA	0	0	0	0	0	0.000	0	0	0	0.000	0	0.000	0	0.000	0	0.000	0
	Central Government/State Government(s)	0	0	0	0	0	0.000	0	0	0	0.000	0	0.000	0	0.000	0	0.000	0
(c)	Financial Institutions/Banks	0	0	0	0	0	0.000	0	0	0	0.000	0	0.000	0	0.000	0	0.000	0
(d)	Any Other	0	0	0	0	0	0.000	0	0	0	0.000	0	0.000	0	0.000	0	0.000	0
	Bodies Corporate	0	0	0	0	0	0.000	0	0	0	0.000	0	0.000	0	0.000	0	0.000	0
	Trusts	0	0	0	0	0	0.000	0	0	0	0.000	0	0.000	0	0.000	0	0.000	0
	Clearing Members	0	0	0	0	0	0.000	0	0	0	0.000	0	0.000	0	0.000	0	0.000	0
	Sub-Total (A)(1)	0	0	0	0	0	0.000	0	0	0	0.000	0	0.000	0	0.000	0	0.000	0
(2)	Foreign	0	0	0	0	0	0.000	0	0	0	0.000	0	0.000	0	0.000	0	0.000	0
(a)	Individuals (Non-Resident Individuals/Foreign Individuals)	0	0	0	0	0	0.000	0	0	0	0.000	0	0.000	0	0.000	0	0.000	0
	Government	0	0	0	0	0	0.000	0	0	0	0.000	0	0.000	0	0.000	0	0.000	0
	Institutions	0	0	0	0	0	0.000	0	0	0	0.000	0	0.000	0	0.000	0	0.000	0
	Foreign Portfolio Investor	0	0	0	0	0	0.000	0	0	0	0.000	0	0.000	0	0.000	0	0.000	0
	Any Other	0	0	0	0	0	0.000	0	0	0	0.000	0	0.000	0	0.000	0	0.000	0
	OCBs	0	0	0	0	0	0.000	0	0	0	0.000	0	0.000	0	0.000	0	0.000	0
	Sub-Total (A)(2)	0	0	0	0	0	0.000	0	0	0	0.000	0	0.000	0	0.000	0	0.000	0
	Total Shareholding of Promoter and Promoter Group (A)=(A)(1)+(A)(2)	0	0	0	0	0	0.000	0	0	0	0.000	0	0.000	0	0.000	0	0.000	0



Table III - Statement showing shareholding pattern of the Public shareholder

Table III - Statement showing shareholding pattern of the Public shareholder																		
	Category & Name of shareholders (I)	Nos. of shareholders (II)	No. of fully paid-up equity shares held (III)	No. of partly paid-up equity shares held (IV)	Nos. of shares underlying Depository Receipt (V)	Total nos. shares held (VI) = (III)+(IV)+(V)	Shareholding % calculated as per SCRR, 1957 As a % of (A+B+C2) (VII)	Number of Voting Rights held in each class of securities (VIII)				No. of Shares Underlying Outstanding convertible securities (Including Warrants) (IX)	Shareholding as a % assuming full conversion of convertible securities (as a percentage of diluted share capital) (X)= (VI)+(IX) as a % of (A+B+C)	Number of Locked in shares (XI)		Number of Shares pledged or otherwise encumbered (XII)		Number of equity shares held in dematerialized form (XIII)
								No. of Voting Rights			Total as a % of Total Voting rights			No. (a)	As a % of total Shares held (b)	No. (a)	As a % of total Shares held (b)	
								Class x	Class y	Total								
(1)	Institutions	0	0	0	0	0	0.000	0	0	0	0.000	0	0.000	0	0.000	0	0.000	0
(a)	Mutual Funds	0	0	0	0	0	0.000	0	0	0	0.000	0	0.000	0	0.000	0	0.000	0
(b)	Venture Capital Funds	0	0	0	0	0	0.000	0	0	0	0.000	0	0.000	0	0.000	0	0.000	0
(c)	Alternate Investment Funds	0	0	0	0	0	0.000	0	0	0	0.000	0	0.000	0	0.000	0	0.000	0
(d)	Foreign Venture Capital Investors	0	0	0	0	0	0.000	0	0	0	0.000	0	0.000	0	0.000	0	0.000	0
(e)	Foreign Portfolio Investors	0	0	0	0	0	0.000	0	0	0	0.000	0	0.000	0	0.000	0	0.000	0
(f)	Financial Institutions/Banks	0	0	0	0	0	0.000	0	0	0	0.000	0	0.000	0	0.000	0	0.000	0
(g)	Insurance Companies	0	0	0	0	0	0.000	0	0	0	0.000	0	0.000	0	0.000	0	0.000	0
(h)	Provident Funds/Pension Funds	0	0	0	0	0	0.000	0	0	0	0.000	0	0.000	0	0.000	0	0.000	0
(i)	Any Other	0	0	0	0	0	0.000	0	0	0	0.000	0	0.000	0	0.000	0	0.000	0
	Foreign Institutional Investors	0	0	0	0	0	0.000	0	0	0	0.000	0	0.000	0	0.000	0	0.000	0
	QFI - Corporate	0	0	0	0	0	0.000	0	0	0	0.000	0	0.000	0	0.000	0	0.000	0
	Sub-Total (B)(1)	0	0	0	0	0	0	0	0	0	0	0	0	0	0	0	0	0
(2)	Central Government/State Government(s)/President of India	0	0	0	0	0	0.000	0	0	0	0.000	0	0.000	0	0.000	0	0.000	0
	Sub-Total (B)(2)	0	0	0	0	0	0.000	0	0	0	0.000	0	0.000	0	0.000	0	0.000	0
(3)	Non-Institutions	0	0	0	0	0	0.000	0	0	0	0.000	0	0.000	0	0.000	0	0.000	0
(a)	Individuals	0	0	0	0	0	0.000	0	0	0	0.000	0	0.000	0	0.000	0	0.000	0
	i) Individual shareholders holding nominal share capital up to Rs.2 Lakhs.	0	0	0	0	0	0.000	0	0	0	0.000	0	0.000	0	0.000	0	0.000	0
	ii) Individual shareholders holding nominal share capital in excess of Rs.2 Lakhs.	0	0	0	0	0	0.000	0	0	0	0.000	0	0.000	0	0.000	0	0.000	0
(b)	NBFCs registered with RBI	0	0	0	0	0	0.000	0	0	0	0.000	0	0.000	0	0.000	0	0.000	0
(c)	Employee Trusts	0	0	0	0	0	0.000	0	0	0	0.000	0	0.000	0	0.000	0	0.000	0
(d)	Overseas Depositors (holding DRs)(balancing figure)	0	0	0	0	0	0.000	0	0	0	0.000	0	0.000	0	0.000	0	0.000	0
(e)	Any Other	0	0	0	0	0	0.000	0	0	0	0.000	0	0.000	0	0.000	0	0.000	0
	Bodies Corporate	0	0	0	0	0	0	0	0	0	0	0	0	0	0	0	0	0
	QFI - Individual	0	0	0	0	0	0.000	0	0	0	0.000	0	0.000	0	0.000	0	0.000	0
	NRI - Repatriable	0	0	0	0	0	0.000	0	0	0	0.000	0	0.000	0	0.000	0	0.000	0
	NRI - Non-Repatriable	0	0	0	0	0	0.000	0	0	0	0.000	0	0.000	0	0.000	0	0.000	0
	OCBs	0	0	0	0	0	0.000	0	0	0	0.000	0	0.000	0	0.000	0	0.000	0
	Trusts	0	0	0	0	0	0.000	0	0	0	0.000	0	0.000	0	0.000	0	0.000	0
	Clearing Members	0	0	0	0	0	0.000	0	0	0	0.000	0	0.000	0	0.000	0	0.000	0
	IEPF Authority	0	0	0	0	0	0.000	0	0	0	0.000	0	0.000	0	0.000	0	0.000	0
	Sub-Total (B)(3)	0	0	0	0	0	0.000	0	0	0	0.000	0	0.000	0	0.000	0	0.000	0
	Total Public Shareholding (B)=(B)(1)+(B)(2)+(B)(3)	0	0	0	0	0	0.000	0	0	0	0.000	0	0.000	0	0.000	0	0.000	0



Table IV - Statement showing shareholding pattern of the Non Promoter - Non Public shareholder

Table IV - Statement showing shareholding pattern of the Non Promoter - Non Public shareholder																		
	Category & Name of shareholders (I)	Nos. of shareholders (II)	No. of fully paid-up equity shares held (III)	No. of partly paid-up equity shares held (IV)	Nos. of shares underlying Depository Receipt (V)	Total nos. shares held (VI) = (III)+(IV)+(V)	Shareholding % calculated as per SCRR, 1957 As a % of (A+B+C2) (VII)	Number of Voting Rights held in each class of securities (VIII)				No. of Shares Underlying Outstanding convertible securities (including Warrants) (IX)	Shareholding as a % assuming full conversion of convertible securities (as a percentage of diluted share capital) (X)= (VI)+(IX) as a % of (A+B+C)	Number of Locked in shares (XI)		Number of Shares pledged or otherwise encumbered (XII)		Number of equity shares held in dematerialized form (XIII)
								No. of Voting Rights			Total as a % of Total Voting rights			No. (a)	As a % of total Shares held (b)	No. (a)	As a % of total Shares held (b)	
								Class x	Class y	Total								
(1)	Custodian DR Holder																	
(2)	Employee Benefit Trust (under SEBI (share based Employee Benefit) Regulations, 2014)																	
	Total Non-Promoter - Non-Public Shareholding (C)=(C1)+(C2)+(C3)																	



Table V - Statement showing shareholding details of significant beneficial owner

Details of the significant beneficial owner (I)			Details of the registered owner (II)		Details of holding/ exercise of right of the SBO in the reporting company, whether direct or indirect (III) Whether by virtue of:					
Sr No.	Name	Nationality	Name	Nationality	Shares %	Voting rights %	Rights on distributable dividend or any other distribution %	Exercise of control	Exercise of significant influence	Date of creation / acquisition of significant beneficial interest (IV)

